


JOURNEYMAN STUDY GUIDE

APPAREL MANUFACTURING & TEXTILE PRODUCTION

YEAR 2

SAMPLE
250 EXAM PREP QUESTIONS,
WITH EXPLAINED ANSWERS



APPRENTICES | INSTRUCTORS | INSTITUTES

JourneymanStudyGuide.com

UNITY CREST SOLUTIONS INC.

Who Is Journeyman Study Guide For?

Welcome to *Journeyman Study Guide*—your key to unlocking success in your trade, earning the recognition you deserve, and building a solid career in America. Whether you're an apprentice just starting out, a seasoned professional, or someone new to the country and adjusting to U.S. trade standards, this guide is designed to complement your learning and support you along the way. While it provides valuable insights and resources, it's not a substitute for official materials required for certification.

How We Help You Succeed

1. *Apprentices*: Looking to kickstart your career? Our study guides and practice tests will help you build the foundational skills you need to succeed.
2. *Tradespeople*: New to the U.S. or advancing in your career? We offer detailed questions, answers, and explanations to help you understand industry standards and excel in your work.
3. *Instructors*: Need reliable teaching tools? Our question banks and online tests are great for guiding your students through trade concepts and preparing them for certification.
4. *Educational Institutions*: Looking for tailored materials? Our study guides, quizzes, and exams are designed to fit into your existing curriculum, offering valuable resources for students.
5. *Unions*: Searching for effective ways to train your members? Our easy-to-follow format ensures that each member gains the knowledge they need to thrive in their trade.

What Journeyman Study Guide Offers:

1. *Tailored Study Guides*: Access the core knowledge you need, whether you're preparing for your exam, familiarizing yourself with U.S. trade standards, or simply refining your trade skills.
2. *Real-World Practice Tests*: Simulate actual exam conditions with online tests that help you measure your progress and improve your job-ready skills.
3. *Skill-Building Question Banks*: Strengthen your understanding with questions that not only prepare you for the exam but also help you master key concepts in your day-to-day work.
4. *In-Depth Explanations*: Get detailed explanations for each answer, helping you understand not just how, but why, the answers are correct—improving both test results and practical knowledge.
5. *Additional Learning Resources*: Dive into supplementary guides on topics like math, safety protocols, and management strategies that are valuable for both certification and long-term career growth.



Tools for Your Success

Each of these resources is crafted to ensure you're fully prepared for your Journeyman exam and ready to excel in your trade. From gaining core knowledge with our tailored study guides to testing your skills with real-world practice exams, we provide everything you need to boost your understanding. Our in-depth explanations clarify key concepts, while additional learning resources like math, safety, and management guides give you the tools to succeed in your career and continue growing as a tradesperson.

How to Use This Guide

The *Journeyman Study Guide* is a *helpful tool* designed to complement your preparation for certification exams. While it includes practice questions, explanations, and supplementary resources, it's important to use this guide *alongside your official study materials* and hands-on training. The more you combine this guide with your practical experience and state-approved coursework, the better prepared you'll be for both your exam and your career in the trade.

Ready to Take the First Step Toward Success?

Don't let anything hold you back. Visit *JourneymanStudyGuide.com* to unlock the resources that will elevate your skills, boost your confidence, and secure the income and recognition you deserve. Whether you're an apprentice, a tradesperson, or an instructor, our *online tests, questions and answers, and detailed explanations* are designed to help you at every stage of your career. *Remember, this guide is a tool to help you succeed—it works best when paired with hands-on learning and official materials.*

Thousands of tradespeople have already transformed their careers, increased their income, and improved their lives with the *Journeyman Study Guide*.

Don't wait—join them today and take the next step toward your success!



Why Journeyman Study Guide?

We're committed to making trade education *accessible, flexible, and affordable* to anyone in America. You don't need to worry about the high cost of learning—we believe nothing should stop you from earning top wages in your trade.

This guide isn't just a quick fix—it's a tool designed to *highlight your strengths, pinpoint areas for improvement, and focus your efforts* where they matter most. Whether you choose our *online tests, questions and answers, or detailed explanations*, you'll get the right tools to prepare for whatever challenges lie ahead. *However, it's not a replacement for official training or certification resources.*

Success Stories from Real People

We've helped thousands of tradespeople—apprentices, seasoned professionals, and those new to America—gain the confidence and skills needed to pass their exams and advance their careers.

Here's what some of our users have to say:

"The *online tests* in the Journeyman Study Guide were a game-changer. They gave me a clear sense of what to expect on the exam, and the *questions and answers* helped me focus on exactly what I needed to improve, especially in areas I had struggled with before."

— Jessica Taylor, Apprentice Ironworker

"Journeyman's *questions, answers, and explanations* made it easier for me to understand the trade standards here in the U.S. The *detailed explanations* filled gaps in my knowledge and gave me the confidence to pass my exams."

— Carlos Ramirez, Electrician, originally from Mexico

"As a union instructor, I rely on the *Journeyman Study Guide's question and answer sections* to reinforce my students' learning. The *online tests* are a great way to track their progress and make sure they're ready for the real exam."

— John Davis, Union Welding Instructor

Ready to Start Your Own Success Story?

Don't just read about others' achievements—take the first step towards your own career growth. Whether you're preparing for your exam or looking to sharpen your trade skills, *Journeyman Study Guide* has the tools to help you succeed.

Visit JourneymanStudyGuide.com and get started today!



What This Book Will Teach You

This isn't just about reading and memorizing; it's about *preparing* you for real-world challenges. At Journeyman Study Guide, we've helped thousands of people pass their exams and advance their careers. But the truth is—success takes more than book smarts. Here's what you need to know:

1. *It's not easy:* Becoming a certified journeyman requires hard work, patience, and a real dedication to learning. This guide will help you navigate the complexity, but the journey itself requires you to commit to the process. At the end, you'll not only have earned your certification but also be in a stronger position for long-term success in your career.
2. *You will need to put in effort:* Our practice tests, questions, and explanations are incredibly useful, but they can only get you so far without your own effort. You need to engage with the material and be prepared to revisit concepts to fully understand them. This preparation will also help you manage test anxiety and give you the tools to stay focused and confident when exam day comes.
3. *It's hands-on:* While this guide provides the foundational knowledge and key concepts, your true growth comes from hands-on experience in the trade. This guide is designed to complement that experience and help you feel more prepared on the job. By understanding the 'why' behind the work, you'll find yourself better equipped for both the exam and your everyday trade responsibilities.

Our online tests and question and answer sections are here to help you feel confident, prepared, and capable, but remember—they're meant to *complement*, not replace, the hands-on training you'll need to master your trade and succeed in certification.

What This Guide Is and Isn't

Before you dive into the resources, it's important to know that *Journeyman Study Guide* is a *helpful tool* designed to prepare you for your exam by offering practice questions, answers, and explanations similar to what you may encounter. However, *state requirements vary*, and this guide should be used *alongside official state or industry resources* to ensure you're fully prepared.



Disclaimer

Journeyman Study Guide is designed to *supplement* your preparation for certification exams and *does not replace* official materials provided by your state's *licensing board, union, or certifying body*. While we provide valuable tools like *questions and answers* and *online tests*, success on your certification exam depends on multiple factors, including *hands-on experience, study habits, and use of official resources*.

We are not responsible for any changes in exam content or state regulations that occur after publication. For the latest, most accurate information, always check with your *state regulatory board or certifying authority*.

By using this guide, you agree that *Journeyman Study Guide*, its authors, and affiliates are *not liable* for any exam results, certification outcomes, or employment-related issues. This guide is provided as a *general study tool* and cannot guarantee success on your exam.


Indemnification

By using this guide, you agree to indemnify and hold harmless *Journeyman Study Guide* and Unity Crest Solutions, its authors, and affiliates from any claims, damages, or liabilities arising from your use of this guide.

Unlock Your Potential Today

Your future in the trades starts with *Journeyman Study Guide*. We're here to give you the knowledge and confidence to pass your certification exams and build a successful career. Whether you're an apprentice or experienced tradesperson, our *study guides, online tests, and questions with explanations* are designed to help you at every stage of your journey.

Visit JourneymanStudyGuide.com and take the next step toward success.



QUESTIONS



Year 2: Intermediate Garment Production and Sustainable Practices

Subject 3: Intermediate Pattern Development and Grading

1. What is a sloper in pattern making?

- a) Fabric choice guide
- b) Sewing technique reference
- c) Decorative design element
- d) Basic pattern block

Correct Answer: d) Basic pattern block

Explanation: A sloper is a basic pattern block that serves as the foundation for creating customized patterns in apparel manufacturing. It is tailored to fit a specific size and shape, providing a template from which designers can modify and create various styles while ensuring proper fit and proportion.

2. What does grading mean in pattern making?

- a) Adjusting for various sizes
- b) Altering sewing techniques
- c) Choosing fabric types
- d) Adding decorative elements

Correct Answer: a) Adjusting for various sizes

Explanation: Grading in pattern making refers to the process of adjusting a base pattern to create multiple sizes. This involves systematically increasing or decreasing the dimensions of the original pattern to ensure that the fit is consistent across different sizes, allowing manufacturers to cater to a wider range of customers.

3. Which method is used for grading patterns?

- a) Hand sewing method
- b) Fabric cutting method
- c) Machine embroidery method
- d) Flat pattern method

Correct Answer: d) Flat pattern method

Explanation: The flat pattern method is commonly used for grading patterns. It involves altering the original pattern by specific measurements to create a size range. This method is efficient as it allows for precise adjustments while maintaining the design's integrity and ensuring that the fit remains consistent across sizes.



4. What is a technical flat?

- a) Fabric swatch collection
- b) Design sketch with details
- c) Pattern grading chart
- d) Finished garment photo

Correct Answer: b) Design sketch with details

Explanation: A technical flat is a detailed, two-dimensional representation of a garment that includes specific design elements, construction details, and measurements. It is used in the apparel industry to communicate design intent clearly to manufacturers and serves as a reference throughout the production process to ensure accuracy and consistency.

5. How are pattern modifications achieved?

- a) Adding embellishments
- b) Changing fabric types
- c) Selecting sewing threads
- d) Adjusting dimensions

Correct Answer: d) Adjusting dimensions

Explanation: Pattern modifications are primarily achieved by adjusting the dimensions of the original pattern. This may involve altering the length, width, or other measurements to improve fit or to create new design elements. This process allows for customization of garments to meet specific style preferences or body shapes.

6. What is the purpose of a fit sample?

- a) Test garment for fitting
- b) Finalized design piece
- c) Fabric testing prototype
- d) Display for marketing

Correct Answer: a) Test garment for fitting

Explanation: A fit sample is a prototype garment created to test the fit and proportions of a design before final production. It allows designers to assess how the garment looks and feels on a model, enabling necessary adjustments to be made to ensure optimal comfort and style before mass production begins.



7. Which tool is commonly used for grading?

- a) French curve
- b) Grading ruler
- c) Seam ripper
- d) Pattern notcher

Correct Answer: b) Grading ruler

Explanation: A grading ruler is a specialized tool used in pattern making to ensure accurate and consistent grading of patterns. It helps designers measure and mark increases or decreases in size, ensuring that each size maintains the same proportions and fit as the original design, facilitating efficient production processes.

8. What is an example of a pattern modification?

- a) Adding a pocket
- b) Cutting fabric
- c) Choosing fabric
- d) Selecting thread color

Correct Answer: a) Adding a pocket

Explanation: Adding a pocket to a garment is an example of a pattern modification. This adjustment involves altering the original pattern to incorporate a new design feature, which can enhance the garment's functionality and style. Such modifications are key to personalizing designs and meeting consumer needs in apparel manufacturing.

9. Why is fit important in apparel?

- a) Color selection
- b) Fabric durability
- c) Comfort and aesthetics
- d) Production speed

Correct Answer: c) Comfort and aesthetics

Explanation: Fit is crucial in apparel because it directly affects both comfort and aesthetics. A well-fitting garment enhances the wearer's appearance and confidence while ensuring ease of movement and comfort. Designers and manufacturers prioritize fit to meet customer expectations, making it a significant factor in the success of any clothing line.



10. What is a block pattern?

- a) Decorative pattern element
- b) Basic template for garments
- c) Fabric swatch guide
- d) Color palette reference

Correct Answer: b) Basic template for garments

Explanation: A block pattern serves as a basic template for creating various garments in apparel design. It provides a standardized fit and structure from which designers can modify and develop more complex patterns. By starting with a block pattern, designers can efficiently create new styles while ensuring consistency in fit and construction.

11. How do you determine size increments for grading?

- a) Fabric length
- b) Designer's preferences
- c) Industry size standards
- d) Random measurement choices

Correct Answer: c) Industry size standards

Explanation: Size increments for grading are determined based on industry size standards, which provide guidelines for consistent sizing across different brands and collections. By following these standards, manufacturers can ensure that their garments fit within the expected ranges, facilitating a smoother shopping experience for consumers and reducing returns due to sizing issues.

12. What is the role of a pattern maker?

- a) Market clothing lines
- b) Select fabric types
- c) Sew garments together
- d) Create and modify patterns

Correct Answer: d) Create and modify patterns

Explanation: A pattern maker's role involves creating and modifying patterns for garment production. They transform design sketches into accurate patterns that can be used for cutting and sewing. This position requires a strong understanding of fit, style, and construction techniques, as pattern makers ensure that the final product meets design specifications and quality standards.



13. What is a muslin in pattern testing?

- a) Decorative textile
- b) Fabric for fit samples
- c) Final garment fabric
- d) Sewing tool

Correct Answer: b) Fabric for fit samples

Explanation: Muslin is a lightweight cotton fabric often used for creating fit samples in pattern testing. It allows designers to make adjustments to the fit and design without the expense of using the final fabric. By draping and sewing muslin, designers can assess the garment's overall look and feel, ensuring it meets design expectations before production.

14. Which is a common grading rule?

- a) 2 inches / 5.08 cm for length
- b) 1 inches / 2.54 cm for bust
- c) 2 inches / 5.08 cm for waist
- d) 1 inches / 2.54 cm for hips

Correct Answer: b) 1 inches / 2.54 cm for bust

Explanation: A common grading rule is to use approximately 1 inches / 2.54 cm for bust adjustments when grading patterns. This standard increment helps maintain proportionality in garment sizing and ensures that the fit is consistent across different sizes. Understanding these grading rules is essential for creating patterns that cater to a diverse range of body types in apparel manufacturing.

15. What is the purpose of seam allowances?

- a) Allow fabric for sewing
- b) Add decorative elements
- c) Specify thread length
- d) Determine fabric type

Correct Answer: a) Allow fabric for sewing

Explanation: Seam allowances are the extra fabric margins included in the pattern to allow for sewing seams together. They are crucial for ensuring that garments can be constructed properly without compromising the design. Adequate seam allowances also facilitate adjustments and alterations, making them an essential aspect of pattern development in the apparel industry.



16. What is "ease" in garment design?

- a) Type of stitching
- b) Decorative design element
- c) Fabric allowance for movement
- d) Color selection

Correct Answer: c) Fabric allowance for movement

Explanation: "Ease" in garment design refers to the extra fabric allowance included in a pattern to provide comfort and movement. It ensures that the garment does not fit too tightly against the body, allowing for a range of motion. Proper use of ease is essential for creating comfortable and wearable clothing that meets consumer expectations and functional requirements.

17. Which tool helps create smooth curves in patterns?

- a) Seam gauge
- b) Notcher
- c) Grading ruler
- d) French curve

Correct Answer: d) French curve

Explanation: A French curve is a specialized tool used in pattern making to create smooth, curved lines in patterns. It allows pattern makers to achieve precise curves and shapes that are difficult to draft freehand. The use of a French curve is essential for ensuring that patterns have a professional finish and fit well when sewn into garments.

18. What is a pattern's "grainline"?

- a) Direction of fabric weave
- b) Color choice
- c) Pattern modification method
- d) Sewing technique

Correct Answer: a) Direction of fabric weave

Explanation: A pattern's "grainline" indicates the direction of the fabric weave and is crucial for ensuring that garments hang correctly and fit well. Aligning the pattern pieces with the grainline helps maintain the fabric's strength and drape, preventing distortion during wear. Understanding grainlines is essential for achieving high-quality results in apparel manufacturing.



19. Why are technical flats important?

- a) Fabric selection
- b) Pattern grading
- c) Sewing techniques
- d) Communicate design details

Correct Answer: d) Communicate design details

Explanation: Technical flats are important because they effectively communicate design details, construction methods, and measurements to manufacturers. They serve as a visual reference that outlines the specific features of a garment, ensuring that everyone involved in the production process understands the designer's intent. This clarity helps prevent errors and ensures high-quality outcomes in apparel manufacturing.

20. How can you improve fit using darts?

- a) Alter sewing techniques
- b) Adjust length
- c) Change fabric type
- d) Create shape in fabric

Correct Answer: d) Create shape in fabric

Explanation: Darts are used in garment construction to create shape and contour in the fabric, improving fit around curves such as the bust, waist, and hips. By strategically placing and sewing darts, designers can achieve a tailored look that enhances the overall appearance of the garment. This technique is essential for achieving a professional fit in apparel design.

21. What is a pivot point in pattern making?

- a) Grading reference
- b) Design focal area
- c) Point for rotating pattern pieces
- d) Fabric cutting location

Correct Answer: c) Point for rotating pattern pieces

Explanation: A pivot point in pattern making is a specific point around which a pattern piece is rotated to create new shapes or modifications. This technique is often used to change the angle or style of a pattern without compromising its overall dimensions. Understanding pivot points allows designers to creatively alter patterns while maintaining structural integrity.



22. What is a pattern notcher used for?

- a) Marking cutting lines
- b) Adjusting measurements
- c) Adding decorative features
- d) Creating fabric swatches

Correct Answer: a) Marking cutting lines

Explanation: A pattern notcher is used to mark cutting lines on patterns, ensuring that fabric pieces can be aligned correctly during assembly. These notches serve as guides for seam matching, helping to maintain the garment's structure and fit. Accurate notching is crucial for a successful sewing process and contributes to the overall quality of the finished product.

23. How does a patternmaker ensure consistency?

- a) Varying fabric types
- b) Random sizing choices
- c) Using standardized measurements
- d) Personal design preferences

Correct Answer: c) Using standardized measurements

Explanation: A patternmaker ensures consistency by using standardized measurements for sizing and fit. This practice helps maintain uniformity across different styles and sizes, allowing for efficient production processes and reducing the likelihood of fitting issues. Consistency is vital in the apparel industry to meet consumer expectations and maintain brand integrity across collections.

24. What is the benefit of using a digital pattern making software?

- a) Increased accuracy and efficiency
- b) Reduced fabric costs
- c) Enhanced marketing strategies
- d) Shorter production time

Correct Answer: a) Increased accuracy and efficiency

Explanation: The benefit of using digital pattern-making software lies in its ability to enhance accuracy and efficiency in the design process. These tools allow for precise adjustments, easy modifications, and quick grading, streamlining the workflow for pattern makers. By reducing manual errors and saving time, digital software significantly improves the overall productivity of apparel manufacturing.



25. What is the importance of fabric choice in patterns?

- a) Determines color
- b) Changes size specifications
- c) Affects drape and fit
- d) Influences sewing techniques

Correct Answer: c) Affects drape and fit

Explanation: Fabric choice is crucial in pattern development because it directly affects the garment's drape, fit, and overall appearance. Different fabrics have varying weights, textures, and stretch properties, which can significantly influence how a design looks when worn. Understanding fabric characteristics is essential for designers to create garments that meet both aesthetic and functional requirements in apparel manufacturing.



Subject - 1

- 1). (A) (B) (C) (D) 6). (A) (B) (C) (D) 11). (A) (B) (C) (D)
- 2). (A) (B) (C) (D) 7). (A) (B) (C) (D) 12). (A) (B) (C) (D)
- 3). (A) (B) (C) (D) 8). (A) (B) (C) (D) 13). (A) (B) (C) (D)
- 4). (A) (B) (C) (D) 9). (A) (B) (C) (D) 14). (A) (B) (C) (D)
- 5). (A) (B) (C) (D) 10). (A) (B) (C) (D) 15). (A) (B) (C) (D)
- 16). (A) (B) (C) (D) 21). (A) (B) (C) (D)
- 17). (A) (B) (C) (D) 22). (A) (B) (C) (D)
- 18). (A) (B) (C) (D) 23). (A) (B) (C) (D)
- 19). (A) (B) (C) (D) 24). (A) (B) (C) (D)
- 20). (A) (B) (C) (D) 25). (A) (B) (C) (D)



About the Creators:

Bobby Bedi:

Bobby Bedi, co-creator of the Journeyman Study Guide, calls the Pacific Northwest home, where he has built an extensive career spanning more than two decades. His diverse background, which includes architecture, digital innovation, and industrial marketing, has given him a unique ability to bridge traditional industries with cutting-edge digital solutions. Bobby has worked across a spectrum of industries, from agile startups to publicly traded companies and educational platforms, bringing a depth of experience that has been crucial to the platform's success.

Bobby's precision and problem-solving skills, refined through his years in architecture, have seamlessly transitioned into his work in digital marketing and technology. Since 2006, Bobby has been at the forefront of digital innovation, applying his expertise to transform trade education. He has been instrumental in developing cutting-edge, user-friendly platforms that make learning accessible across the globe, combining technology with education to create impactful online experiences.

As co-creator of the platform, Bobby also plays a key role in the industrial sector, where he helps companies scale by leveraging his expertise in digital marketing and business strategy. His dedication to making education affordable and impactful has driven the growth of the Journeyman Study Guide, ensuring that individuals at every stage of their careers have access to quality learning tools.

Kris McFarlane:

Kris McFarlane, co-creator of the Journeyman Study Guide, has over two decades of experience in business development, education, and the trades. Based in the Pacific Northwest, Kris has worked with a range of organizations—from agile startups to publicly traded companies—driving business growth and developing successful strategies across industries. His expertise in scaling businesses and creating educational platforms has been key to the guide's reach and effectiveness.

Kris's deep roots in the trades and industrial sector, paired with his extensive experience in business development, give him a unique ability to understand both the practical and strategic needs of companies and individuals. His leadership and ability to mentor others have helped shape the platform, making it a go-to resource for tradespeople seeking career advancement and certification.

Having struggled with traditional education early in life, Kris understands the importance of making learning accessible for everyone. His passion for empowering others, especially those who feel underserved by conventional education systems, is reflected in every aspect of the Journeyman Study Guide. Kris's work is driven by a commitment to helping aspiring tradespeople succeed in their careers through affordable, practical, and accessible learning resources.

Work with the Creators

As co-creators of the Journeyman Study Guide, Bobby Bedi and Kris McFarlane draw from extensive experience working with agile startups, publicly traded companies, and education platforms. Their combined expertise has shaped a platform that empowers businesses and individuals alike. To learn more or explore opportunities with the *Unity Crest Solutions team*, visit UnityCrestSolutions.com, where they continue to help organizations and people succeed.



About Unity Crest Solutions

At *Unity Crest Solutions*, our mission is clear: *Unite, Educate, and Innovate*. We stand at the forefront of *technological* and *educational* innovation, solving global business challenges with strategic, cutting-edge solutions. Founded on the core principles of *accessibility, efficiency, and continuous improvement*, Unity Crest has become a driving force in transforming industries and empowering organizations across diverse sectors.

Our team of visionary leaders—experts in *AI development, offshoring strategies, and comprehensive marketing*—is committed to delivering *tangible results* that boost progress and profitability. We specialize in *workforce empowerment*, offering tailored solutions to equip professionals and organizations with the tools they need to thrive in today's fast-paced global marketplace.

Unite, Educate, and Innovate

At Unity Crest, we believe in the power of *unity and education* to drive innovation. By bringing together *teams, technology, and knowledge*, we empower our clients to seize new opportunities and foster long-term growth.

Our Expertise Includes:

- *AI Development & Integration*: Leverage artificial intelligence to optimize your operations, enhance decision-making, and gain a long-lasting competitive edge.
- *Offshoring Strategy*: Seamlessly integrate global talent into your business model to boost efficiency, lower operational costs, and improve flexibility.
- *SAP Implementation*: Streamline and enhance your business processes with seamless SAP integration, ensuring better decision-making and operational transparency.
- *Comprehensive Marketing Solutions*: From data-driven marketing strategies to full-scale execution, we amplify your brand's presence and drive measurable results.
- *Adult Education Programs*: Equip your workforce with the skills they need to excel, using customized, impactful training programs tailored to your specific business needs.
- *Business Process Outsourcing*: Delegate key business functions to our expert teams, allowing you to focus on strategic growth while improving overall operational efficiency.

Global Reach, Local Expertise

With offices in *North America* and *South Asia*, Unity Crest Solutions provides localized solutions with a *global mindset*. Whether you're streamlining operations or scaling your business, we have the expertise to meet your needs.

Let's Work Together

Ready to *unite* your resources, *educate* your workforce, and *innovate* for the future? Visit UnityCrestSolutions.com to learn more and start a conversation about your path to success.



Disclaimer

At *Journeyman Study Guide*, we're committed to helping you succeed in your trade, but there are a few key points to understand before using our resources. This guide is designed to *supplement* your exam preparation and does not replace the *official study materials* provided by your state's licensing board, trade union, or other certifying bodies. While we've aligned our content with general U.S. trade standards, it's important to recognize that *certification requirements vary by state*, and specific regulations may differ based on your jurisdiction.

The questions, answers, and explanations provided are intended to help you gain a broader understanding of trade concepts and common exam formats. However, these materials are *general study aids* and do not guarantee a passing score on any official certification exam. Your success depends on factors such as your *practical experience*, *study habits*, and use of official resources from your state or certifying body. For best results, we recommend using this guide alongside the most current materials issued by your local authorities.

Journeyman Study Guide and *Unity Crest Solutions Inc.* are not responsible for any inaccuracies, updates, or changes in exam content, regulations, or certification processes that may occur after publication. It is your responsibility to stay informed of any updates or changes to your trade's certification process. Always refer to your state's *regulatory board*, *trade union*, or *official exam providers* for the most accurate and up-to-date information.

This guide is intended for *educational purposes only* and is not a substitute for formal trade education, apprenticeship programs, or other accredited training. *Hands-on experience* and *formal training* are essential components of trade certification, and this guide is meant to complement—not replace—those elements.

By using this guide, you acknowledge that *Journeyman Study Guide*, *Unity Crest Solutions Inc.*, its *employees*, *partners*, and *affiliates* provide study aids and practice materials only and cannot guarantee exam results, certification, or employment. *Journeyman Study Guide*, *Unity Crest Solutions Inc.*, and the authors are not responsible for any outcomes related to your licensing, certification, or employment based on your use of this guide. The content within this guide is provided "*as is*" without warranties, either express or implied.

Indemnification

By using this guide, you agree to indemnify and hold harmless *Journeyman Study Guide*, *Unity Crest Solutions Inc.*, its *employees*, *partners*, *authors*, and *affiliates* from any claims, damages, liabilities, or expenses, including legal fees, arising from your use of this guide or your reliance on its content.

All content in this guide, including questions, answers, and explanations, is the *intellectual property* of *Journeyman Study Guide* and *Unity Crest Solutions Inc.* Unauthorized reproduction or distribution of this material without consent is prohibited and may result in legal action.

We're here to support your journey toward becoming a certified tradesperson. However, your success ultimately depends on your own effort, practical experience, and thorough preparation with official resources.



Unlock Your Potential With the Journeyman Study Guide

Embark on a journey to excellence in your trade with the Journeyman Study Guide, an essential resource for aspiring tradespeople. This guide is meticulously crafted to provide you with the knowledge and skills required to succeed on the Journeyman exam. Whether you're a seasoned professional or new to the field, this guide offers valuable insights to enhance your understanding and boost your confidence.

What's Inside:

- **Detailed Overviews** of potential exam formats and key concepts.
- **Practical Tips** for effective study habits and exam strategies.
- **Practice Questions** to test your knowledge and sharpen your skills.

Tailored to Your Needs:

Our guide is specifically designed for a variety of trades across all Canadian provinces, ensuring you receive the most relevant and comprehensive information possible.

Testimonials:

"As an apprentice, the Journeyman Study Guide made complex topics manageable, boosting my confidence, income and career." - Emily Tran, Apprentice Carpenter

"Adapting to Canadian standards was really hard, but the guide bridged the gap between my previous experiences and Canadian requirements." - Ahmed Al-Sayed, Plumber, originally from Egypt

"As an instructor, I find the Journeyman Study Guide aligns well with the curriculum and significantly aids my students." - Derek Smith, Welding Instructor

A Companion, Not a Substitute:

Remember, the Journeyman Study Guide is a tool to complement your study regimen. For optimal results, use this guide in conjunction with the latest official materials issued by government authorities.


Are You Ready to Take the Next Step?

With the Journeyman Study Guide in hand, you are well-equipped to tackle the challenges of the exam and step confidently into your career as a certified tradesperson.

Join thousands of successful tradespeople who have advanced their careers with our guide.

Your journey to becoming Journeyman certified starts here!

Visit us at JourneymanStudyGuide.com today.



**UNITY
CREST
SOLUTIONS INC.**
UnityCrestSolutions.com