

JOURNEYMAN STUDY GUIDE BUTCHER

(Industrial Scale)

YEAR 1

**250 EXAM PREP QUESTIONS,
WITH EXPLAINED ANSWERS**



APPRENTICES | INSTRUCTORS | INSTITUTES

JourneymanStudyGuide.com

UNITY CREST SOLUTIONS INC.

Who Is Journeyman Study Guide For?

Welcome to *Journeyman Study Guide*—your key to unlocking success in your trade, earning the recognition you deserve, and building a solid career in America. Whether you're an apprentice just starting out, a seasoned professional, or someone new to the country and adjusting to U.S. trade standards, this guide is designed to complement your learning and support you along the way. While it provides valuable insights and resources, it's not a substitute for official materials required for certification.

How We Help You Succeed

1. *Apprentices*: Looking to kickstart your career? Our study guides and practice tests will help you build the foundational skills you need to succeed.
2. *Tradespeople*: New to the U.S. or advancing in your career? We offer detailed questions, answers, and explanations to help you understand industry standards and excel in your work.
3. *Instructors*: Need reliable teaching tools? Our question banks and online tests are great for guiding your students through trade concepts and preparing them for certification.
4. *Educational Institutions*: Looking for tailored materials? Our study guides, quizzes, and exams are designed to fit into your existing curriculum, offering valuable resources for students.
5. *Unions*: Searching for effective ways to train your members? Our easy-to-follow format ensures that each member gains the knowledge they need to thrive in their trade.

What Journeyman Study Guide Offers:

1. *Tailored Study Guides*: Access the core knowledge you need, whether you're preparing for your exam, familiarizing yourself with U.S. trade standards, or simply refining your trade skills.
2. *Real-World Practice Tests*: Simulate actual exam conditions with online tests that help you measure your progress and improve your job-ready skills.
3. *Skill-Building Question Banks*: Strengthen your understanding with questions that not only prepare you for the exam but also help you master key concepts in your day-to-day work.
4. *In-Depth Explanations*: Get detailed explanations for each answer, helping you understand not just how, but why, the answers are correct—improving both test results and practical knowledge.
5. *Additional Learning Resources*: Dive into supplementary guides on topics like math, safety protocols, and management strategies that are valuable for both certification and long-term career growth.



Tools for Your Success

Each of these resources is crafted to ensure you're fully prepared for your Journeyman exam and ready to excel in your trade. From gaining core knowledge with our tailored study guides to testing your skills with real-world practice exams, we provide everything you need to boost your understanding. Our in-depth explanations clarify key concepts, while additional learning resources like math, safety, and management guides give you the tools to succeed in your career and continue growing as a tradesperson.

How to Use This Guide

The *Journeyman Study Guide* is a *helpful tool* designed to complement your preparation for certification exams. While it includes practice questions, explanations, and supplementary resources, it's important to use this guide *alongside your official study materials* and hands-on training. The more you combine this guide with your practical experience and state-approved coursework, the better prepared you'll be for both your exam and your career in the trade.

Ready to Take the First Step Toward Success?

Don't let anything hold you back. Visit *JourneymanStudyGuide.com* to unlock the resources that will elevate your skills, boost your confidence, and secure the income and recognition you deserve. Whether you're an apprentice, a tradesperson, or an instructor, our *online tests, questions and answers, and detailed explanations* are designed to help you at every stage of your career. *Remember, this guide is a tool to help you succeed—it works best when paired with hands-on learning and official materials.*

Thousands of tradespeople have already transformed their careers, increased their income, and improved their lives with the *Journeyman Study Guide*.

Don't wait—join them today and take the next step toward your success!



Why Journeyman Study Guide?

We're committed to making trade education *accessible, flexible, and affordable* to anyone in America. You don't need to worry about the high cost of learning—we believe nothing should stop you from earning top wages in your trade.

This guide isn't just a quick fix—it's a tool designed to *highlight your strengths, pinpoint areas for improvement, and focus your efforts* where they matter most. Whether you choose our *online tests, questions and answers, or detailed explanations*, you'll get the right tools to prepare for whatever challenges lie ahead. *However, it's not a replacement for official training or certification resources.*

Success Stories from Real People

We've helped thousands of tradespeople—apprentices, seasoned professionals, and those new to America—gain the confidence and skills needed to pass their exams and advance their careers.

Here's what some of our users have to say:

"The *online tests* in the Journeyman Study Guide were a game-changer. They gave me a clear sense of what to expect on the exam, and the *questions and answers* helped me focus on exactly what I needed to improve, especially in areas I had struggled with before."

— Jessica Taylor, Apprentice Ironworker

"Journeyman's *questions, answers, and explanations* made it easier for me to understand the trade standards here in the U.S. The *detailed explanations* filled gaps in my knowledge and gave me the confidence to pass my exams."

— Carlos Ramirez, Electrician, originally from Mexico

"As a union instructor, I rely on the *Journeyman Study Guide's question and answer sections* to reinforce my students' learning. The *online tests* are a great way to track their progress and make sure they're ready for the real exam."

— John Davis, Union Welding Instructor

Ready to Start Your Own Success Story?

Don't just read about others' achievements—take the first step towards your own career growth. Whether you're preparing for your exam or looking to sharpen your trade skills, *Journeyman Study Guide* has the tools to help you succeed.

Visit JourneymanStudyGuide.com and get started today!



What This Book Will Teach You

This isn't just about reading and memorizing; it's about *preparing* you for real-world challenges. At Journeyman Study Guide, we've helped thousands of people pass their exams and advance their careers. But the truth is—success takes more than book smarts. Here's what you need to know:

1. *It's not easy:* Becoming a certified journeyman requires hard work, patience, and a real dedication to learning. This guide will help you navigate the complexity, but the journey itself requires you to commit to the process. At the end, you'll not only have earned your certification but also be in a stronger position for long-term success in your career.
2. *You will need to put in effort:* Our practice tests, questions, and explanations are incredibly useful, but they can only get you so far without your own effort. You need to engage with the material and be prepared to revisit concepts to fully understand them. This preparation will also help you manage test anxiety and give you the tools to stay focused and confident when exam day comes.
3. *It's hands-on:* While this guide provides the foundational knowledge and key concepts, your true growth comes from hands-on experience in the trade. This guide is designed to complement that experience and help you feel more prepared on the job. By understanding the 'why' behind the work, you'll find yourself better equipped for both the exam and your everyday trade responsibilities.

Our online tests and question and answer sections are here to help you feel confident, prepared, and capable, but remember—they're meant to *complement*, not replace, the hands-on training you'll need to master your trade and succeed in certification.

What This Guide Is and Isn't

Before you dive into the resources, it's important to know that *Journeyman Study Guide* is a *helpful tool* designed to prepare you for your exam by offering practice questions, answers, and explanations similar to what you may encounter. However, *state requirements vary*, and this guide should be used *alongside official state or industry resources* to ensure you're fully prepared.



Disclaimer

Journeyman Study Guide is designed to *supplement* your preparation for certification exams and *does not replace* official materials provided by your state's *licensing board, union, or certifying body*. While we provide valuable tools like *questions and answers* and *online tests*, success on your certification exam depends on multiple factors, including *hands-on experience, study habits, and use of official resources*.

We are not responsible for any changes in exam content or state regulations that occur after publication. For the latest, most accurate information, always check with your *state regulatory board or certifying authority*.

By using this guide, you agree that *Journeyman Study Guide*, its authors, and affiliates are *not liable* for any exam results, certification outcomes, or employment-related issues. This guide is provided as a *general study tool* and cannot guarantee success on your exam.


Indemnification

By using this guide, you agree to indemnify and hold harmless *Journeyman Study Guide* and Unity Crest Solutions, its authors, and affiliates from any claims, damages, or liabilities arising from your use of this guide.

Unlock Your Potential Today

Your future in the trades starts with *Journeyman Study Guide*. We're here to give you the knowledge and confidence to pass your certification exams and build a successful career. Whether you're an apprentice or experienced tradesperson, our *study guides, online tests, and questions with explanations* are designed to help you at every stage of your journey.

Visit JourneymanStudyGuide.com and take the next step toward success.



QUESTIONS



Year 1: Foundations of Industrial Butchery

Subject 3. Understanding Meat Cuts and Animal Anatomy

1. What is the primary muscle group used?

- a) Brisket
- b) Tenderloin
- c) Flank
- d) Chuck

Correct Answer: b) Tenderloin

Explanation: The tenderloin is a primary muscle group located along the spine of the animal. It is known for its tenderness due to minimal use during the animal's life. This muscle group affects the texture of the meat, making it suitable for high-end cuts like filet mignon.

2. Which cut is from the shoulder area?

- a) Round
- b) Loin
- c) Ribeye
- d) Chuck

Correct Answer: d) Chuck

Explanation: The chuck cut comes from the shoulder area of the animal. It is a well-exercised muscle group, resulting in a tougher texture compared to cuts from less active areas. However, it is flavorful and is often used for slow-cooking methods, which help tenderize the meat.

3. What is the texture of rib cuts?

- a) Dry
- b) Tender
- c) Chewy
- d) Tough

Correct Answer: b) Tender

Explanation: Rib cuts are known for their tenderness because they include muscles that are less exercised, such as the ribeye. This muscle group has ample marbling, which contributes to a rich flavor and juicy texture when cooked, making it a popular choice among consumers.



4. Where does brisket come from?

- a) Back
- b) Leg
- c) Chest
- d) Shoulder

Correct Answer: c) Chest

Explanation: Brisket is a cut taken from the chest area of the animal. It consists of two main muscles, the flat and the point, which are well-exercised. This results in a tough texture, but when cooked slowly, it becomes tender and flavorful, making it ideal for barbecuing and smoking.

5. Which muscle group is known for toughness?

- a) Flank
- b) Rib
- c) Sirloin
- d) Tenderloin

Correct Answer: a) Flank

Explanation: The flank muscle group is known for its toughness due to extensive use during the animal's life. It is located on the belly side and is lean with less marbling. Proper cooking techniques like marinating and slicing against the grain are essential to enhance its tenderness.

6. What part yields the most marbling?

- a) Rib
- b) Flank
- c) Chuck
- d) Round

Correct Answer: a) Rib

Explanation: Rib cuts, especially ribeye, yield the most marbling among various muscle groups. Marbling refers to the intramuscular fat that enhances flavor and juiciness. The rib muscles are less utilized, resulting in a tender texture, making them a premium choice for steakhouses.



7. What is a primary cut from the hind leg?

- a) Rib
- b) Chuck
- c) Brisket
- d) Round

Correct Answer: d) Round

Explanation: The round cut comes from the hind leg of the animal, which is a well-exercised muscle group. This results in a tougher texture compared to cuts from the front. It is often used for roasts and ground meat, benefiting from slow cooking to improve tenderness.

8. Which cut is best for grilling?

- a) Flank
- b) Round
- c) Chuck
- d) Brisket

Correct Answer: a) Flank

Explanation: The flank cut is commonly used for grilling due to its flavorful profile. Although it is a tougher cut, marinating and cooking at high heat can enhance its taste and texture. Slicing it thinly against the grain helps improve tenderness for optimal grilling results.

9. What is a key feature of sirloin cuts?

- a) Low fat
- b) Tender
- c) Tough
- d) High fat

Correct Answer: a) Low fat

Explanation: Sirloin cuts are characterized by their lower fat content compared to other cuts. They are moderately tender and flavorful, making them versatile for various cooking methods. The balance of leanness and tenderness makes sirloin a popular choice for both grilling and roasting.



10. Which muscle group is least exercised?

- a) Tenderloin
- b) Chuck
- c) Round
- d) Flank

Correct Answer: a) Tenderloin

Explanation: The tenderloin muscle group is the least exercised in the animal, located along the spine. As a result, it is exceptionally tender and prized for its texture. This makes it ideal for premium cuts, offering a buttery mouthfeel that is highly sought after in gourmet cooking.

11. What affects meat texture the most?

- a) Muscle usage
- b) Cooking method
- c) Age
- d) Cut type

Correct Answer: a) Muscle usage

Explanation: Muscle usage during an animal's life significantly affects meat texture. Muscles that are frequently used become tougher due to the development of connective tissue. Conversely, muscles that experience less activity, like the tenderloin and rib cuts, remain tender, which influences the quality of the meat.

12. Which cut is from the belly?

- a) Rib
- b) Chuck
- c) Round
- d) Flank

Correct Answer: d) Flank

Explanation: The flank cut is sourced from the belly area of the animal. It is known for its robust flavor but is also tougher due to the muscle's frequent use. Cooking methods that involve marinating or slow cooking are recommended to enhance its tenderness and overall palatability.



13. What type of meat is brisket primarily used for?

- a) Grilling
- b) Smoking
- c) Roasting
- d) Frying

Correct Answer: b) Smoking

Explanation: Brisket is primarily used for smoking due to its tough texture and flavor. Slow cooking at low temperatures allows the connective tissues to break down, resulting in tender, juicy meat. It is a staple in barbecue cuisine, particularly in regions famous for slow-smoked meats.

14. Which cut is ideal for stewing?

- a) Tenderloin
- b) Flank
- c) Chuck
- d) Rib

Correct Answer: c) Chuck

Explanation: The chuck cut is ideal for stewing because of its higher fat content and connective tissue. This allows the meat to become tender and flavorful during the long cooking process. The rich flavor extracted during stewing makes chuck a popular choice for hearty dishes.

15. What is a common use for round cuts?

- a) Grilling
- b) Roasting
- c) Stewing
- d) Ground meat

Correct Answer: d) Ground meat

Explanation: Round cuts are commonly used for ground meat due to their lean nature. While they can be roasted, their toughness requires careful cooking methods. Ground round is often utilized in burgers and meatloaf, providing a lower-fat option compared to other ground meat choices.



16. Which cut has the most connective tissue?

- a) Flank
- b) Tenderloin
- c) Chuck
- d) Sirloin

Correct Answer: c) Chuck

Explanation: The chuck cut contains the most connective tissue among the options. This characteristic contributes to its toughness but also provides flavor during slow cooking. The breakdown of collagen in the connective tissue during long, moist cooking methods enhances tenderness and overall taste.

17. What is the best cooking method for tough cuts?

- a) Grilling
- b) Broiling
- c) Braising
- d) Frying

Correct Answer: c) Braising

Explanation: Braising is the best cooking method for tough cuts of meat, such as those from the chuck or round. This technique involves cooking meat slowly in liquid, allowing the tough connective tissues to break down and the meat to become tender and flavorful, resulting in a satisfying dish.

18. Which cut is known for being lean?

- a) Flank
- b) Ribeye
- c) Tenderloin
- d) Chuck

Correct Answer: a) Flank

Explanation: Flank is known for being a lean cut of meat. It has less fat compared to other cuts, which can affect its tenderness. Careful cooking methods, such as marinating and slicing against the grain, are essential to maximizing flavor and improving its texture.



19. What cut comes from the back of the animal?

- a) Round
- b) Rib
- c) Chuck
- d) Flank

Correct Answer: b) Rib

Explanation: The rib cut comes from the back of the animal and is known for its tenderness and flavor. This area contains muscles that are less used, resulting in meat with good marbling. Rib cuts are popular for grilling and roasting, providing a rich and juicy eating experience.

20. Which muscle is primarily used for movement?

- a) Flank
- b) Rib
- c) Tenderloin
- d) Chuck

Correct Answer: d) Chuck

Explanation: The chuck muscle group is primarily used for movement, which contributes to its toughness. Because these muscles are heavily exercised, they develop more connective tissue. However, this also makes chuck flavorful, and it is often used in slow-cooked dishes where tenderness can be enhanced.

21. Which cut is best for stir-frying?

- a) Round
- b) Chuck
- c) Tenderloin
- d) Brisket

Correct Answer: c) Tenderloin

Explanation: The tenderloin cut is best for stir-frying because of its tenderness and quick cooking time. It cooks rapidly due to its low fat content, making it ideal for high-heat cooking methods. Its mild flavor also absorbs marinades well, enhancing dishes when used in stir-fry recipes.



22. What is a key characteristic of ribeye?

- a) Marbled
- b) Tough
- c) Lean
- d) Dry

Correct Answer: a) Marbled

Explanation: Ribeye is characterized by its marbled fat throughout the meat, which enhances flavor and juiciness. The marbling contributes to a tender texture, making ribeye a favorite among steak lovers. When cooked, the fat melts, resulting in a rich taste that elevates various culinary dishes.

23. Where is the top sirloin located?

- a) Flank
- b) Shoulder
- c) Loin
- d) Round

Correct Answer: c) Loin

Explanation: The top sirloin is located in the loin section of the animal. It is a moderately tender cut with a lower fat content compared to rib cuts. Top sirloin is versatile for grilling or roasting, offering a balance between flavor and leanness, appealing to a wide audience.

24. What is the best cut for barbecue?

- a) Rib
- b) Tenderloin
- c) Round
- d) Chuck

Correct Answer: a) Rib

Explanation: Ribs are considered the best cut for barbecue due to their flavor and tenderness. The combination of marbling and the slow cooking process allows the meat to become incredibly tender. Barbecuing ribs enhances their natural flavors, making them a favorite in outdoor cooking and gatherings.

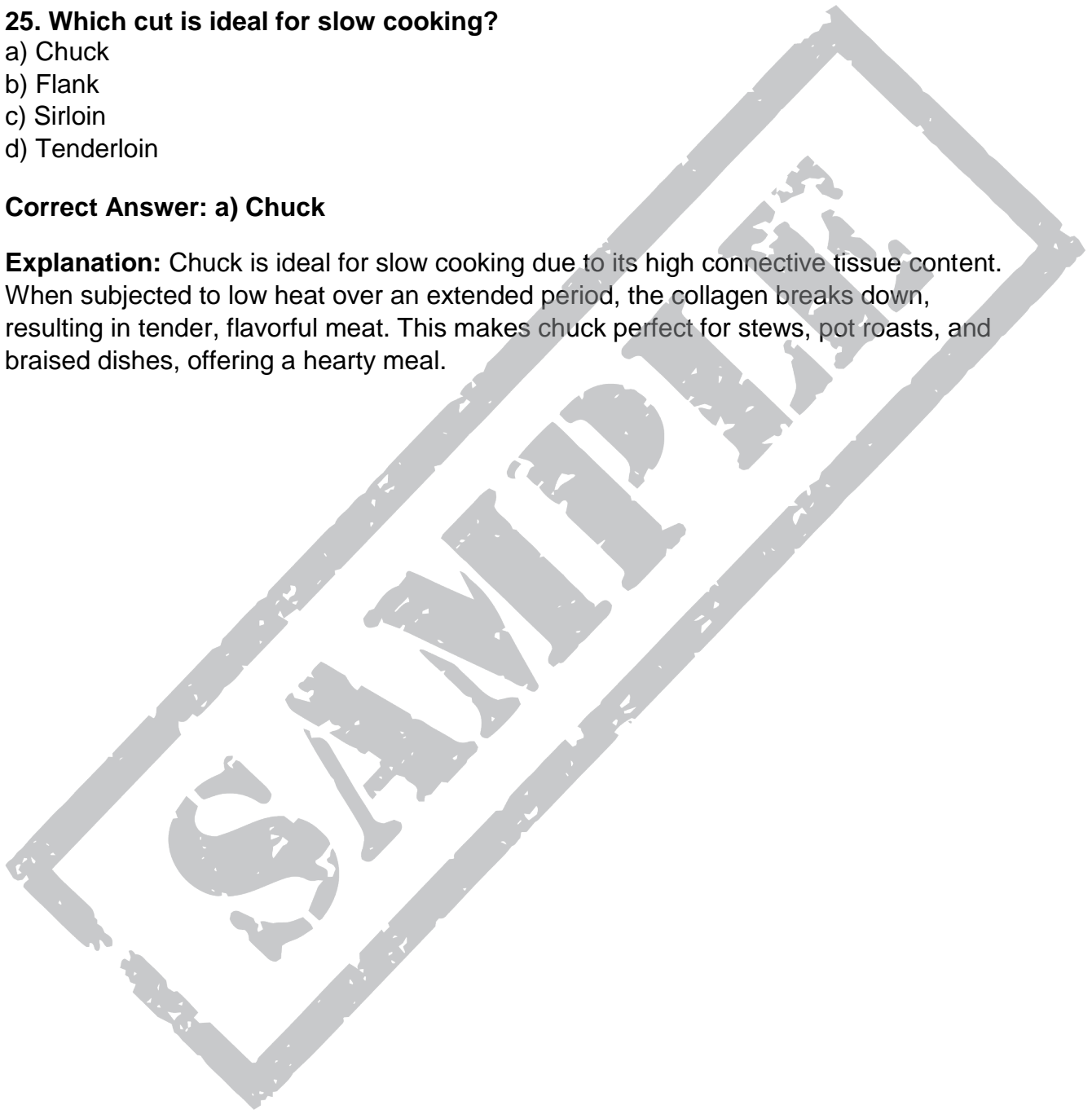


25. Which cut is ideal for slow cooking?

- a) Chuck
- b) Flank
- c) Sirloin
- d) Tenderloin

Correct Answer: a) Chuck

Explanation: Chuck is ideal for slow cooking due to its high connective tissue content. When subjected to low heat over an extended period, the collagen breaks down, resulting in tender, flavorful meat. This makes chuck perfect for stews, pot roasts, and braised dishes, offering a hearty meal.



Subject - 1

- 1). (A) (B) (C) (D) 6). (A) (B) (C) (D) 11). (A) (B) (C) (D)
- 2). (A) (B) (C) (D) 7). (A) (B) (C) (D) 12). (A) (B) (C) (D)
- 3). (A) (B) (C) (D) 8). (A) (B) (C) (D) 13). (A) (B) (C) (D)
- 4). (A) (B) (C) (D) 9). (A) (B) (C) (D) 14). (A) (B) (C) (D)
- 5). (A) (B) (C) (D) 10). (A) (B) (C) (D) 15). (A) (B) (C) (D)
- 16). (A) (B) (C) (D) 21). (A) (B) (C) (D)
- 17). (A) (B) (C) (D) 22). (A) (B) (C) (D)
- 18). (A) (B) (C) (D) 23). (A) (B) (C) (D)
- 19). (A) (B) (C) (D) 24). (A) (B) (C) (D)
- 20). (A) (B) (C) (D) 25). (A) (B) (C) (D)



About the Creators:

Bobby Bedi:

Bobby Bedi, co-creator of the Journeyman Study Guide, calls the Pacific Northwest home, where he has built an extensive career spanning more than two decades. His diverse background, which includes architecture, digital innovation, and industrial marketing, has given him a unique ability to bridge traditional industries with cutting-edge digital solutions. Bobby has worked across a spectrum of industries, from agile startups to publicly traded companies and educational platforms, bringing a depth of experience that has been crucial to the platform's success.

Bobby's precision and problem-solving skills, refined through his years in architecture, have seamlessly transitioned into his work in digital marketing and technology. Since 2006, Bobby has been at the forefront of digital innovation, applying his expertise to transform trade education. He has been instrumental in developing cutting-edge, user-friendly platforms that make learning accessible across the globe, combining technology with education to create impactful online experiences.

As co-creator of the platform, Bobby also plays a key role in the industrial sector, where he helps companies scale by leveraging his expertise in digital marketing and business strategy. His dedication to making education affordable and impactful has driven the growth of the Journeyman Study Guide, ensuring that individuals at every stage of their careers have access to quality learning tools.

Kris McFarlane:

Kris McFarlane, co-creator of the Journeyman Study Guide, has over two decades of experience in business development, education, and the trades. Based in the Pacific Northwest, Kris has worked with a range of organizations—from agile startups to publicly traded companies—driving business growth and developing successful strategies across industries. His expertise in scaling businesses and creating educational platforms has been key to the guide's reach and effectiveness.

Kris's deep roots in the trades and industrial sector, paired with his extensive experience in business development, give him a unique ability to understand both the practical and strategic needs of companies and individuals. His leadership and ability to mentor others have helped shape the platform, making it a go-to resource for tradespeople seeking career advancement and certification.

Having struggled with traditional education early in life, Kris understands the importance of making learning accessible for everyone. His passion for empowering others, especially those who feel underserved by conventional education systems, is reflected in every aspect of the Journeyman Study Guide. Kris's work is driven by a commitment to helping aspiring tradespeople succeed in their careers through affordable, practical, and accessible learning resources.

Work with the Creators

As co-creators of the Journeyman Study Guide, Bobby Bedi and Kris McFarlane draw from extensive experience working with agile startups, publicly traded companies, and education platforms. Their combined expertise has shaped a platform that empowers businesses and individuals alike. To learn more or explore opportunities with the *Unity Crest Solutions team*, visit UnityCrestSolutions.com, where they continue to help organizations and people succeed.



About Unity Crest Solutions

At *Unity Crest Solutions*, our mission is clear: *Unite, Educate, and Innovate*. We stand at the forefront of *technological* and *educational* innovation, solving global business challenges with strategic, cutting-edge solutions. Founded on the core principles of *accessibility, efficiency, and continuous improvement*, Unity Crest has become a driving force in transforming industries and empowering organizations across diverse sectors.

Our team of visionary leaders—experts in *AI development, offshoring strategies, and comprehensive marketing*—is committed to delivering *tangible results* that boost progress and profitability. We specialize in *workforce empowerment*, offering tailored solutions to equip professionals and organizations with the tools they need to thrive in today's fast-paced global marketplace.

Unite, Educate, and Innovate

At Unity Crest, we believe in the power of *unity and education* to drive innovation. By bringing together *teams, technology, and knowledge*, we empower our clients to seize new opportunities and foster long-term growth.

Our Expertise Includes:

- *AI Development & Integration*: Leverage artificial intelligence to optimize your operations, enhance decision-making, and gain a long-lasting competitive edge.
- *Offshoring Strategy*: Seamlessly integrate global talent into your business model to boost efficiency, lower operational costs, and improve flexibility.
- *SAP Implementation*: Streamline and enhance your business processes with seamless SAP integration, ensuring better decision-making and operational transparency.
- *Comprehensive Marketing Solutions*: From data-driven marketing strategies to full-scale execution, we amplify your brand's presence and drive measurable results.
- *Adult Education Programs*: Equip your workforce with the skills they need to excel, using customized, impactful training programs tailored to your specific business needs.
- *Business Process Outsourcing*: Delegate key business functions to our expert teams, allowing you to focus on strategic growth while improving overall operational efficiency.

Global Reach, Local Expertise

With offices in *North America* and *South Asia*, Unity Crest Solutions provides localized solutions with a *global mindset*. Whether you're streamlining operations or scaling your business, we have the expertise to meet your needs.

Let's Work Together

Ready to *unite* your resources, *educate* your workforce, and *innovate* for the future? Visit UnityCrestSolutions.com to learn more and start a conversation about your path to success.



Disclaimer

At *Journeyman Study Guide*, we're committed to helping you succeed in your trade, but there are a few key points to understand before using our resources. This guide is designed to *supplement* your exam preparation and does not replace the *official study materials* provided by your state's licensing board, trade union, or other certifying bodies. While we've aligned our content with general U.S. trade standards, it's important to recognize that *certification requirements vary by state*, and specific regulations may differ based on your jurisdiction.

The questions, answers, and explanations provided are intended to help you gain a broader understanding of trade concepts and common exam formats. However, these materials are *general study aids* and do not guarantee a passing score on any official certification exam. Your success depends on factors such as your *practical experience, study habits*, and use of official resources from your state or certifying body. For best results, we recommend using this guide alongside the most current materials issued by your local authorities.

Journeyman Study Guide and *Unity Crest Solutions Inc.* are not responsible for any inaccuracies, updates, or changes in exam content, regulations, or certification processes that may occur after publication. It is your responsibility to stay informed of any updates or changes to your trade's certification process. Always refer to your state's *regulatory board, trade union, or official exam providers* for the most accurate and up-to-date information.

This guide is intended for *educational purposes only* and is not a substitute for formal trade education, apprenticeship programs, or other accredited training. *Hands-on experience* and *formal training* are essential components of trade certification, and this guide is meant to complement—not replace—those elements.

By using this guide, you acknowledge that *Journeyman Study Guide, Unity Crest Solutions Inc., its employees, partners, and affiliates* provide study aids and practice materials only and cannot guarantee exam results, certification, or employment. *Journeyman Study Guide, Unity Crest Solutions Inc.*, and the authors are not responsible for any outcomes related to your licensing, certification, or employment based on your use of this guide. The content within this guide is provided "*as is*" without warranties, either express or implied.

Indemnification

By using this guide, you agree to indemnify and hold harmless *Journeyman Study Guide, Unity Crest Solutions Inc., its employees, partners, authors, and affiliates* from any claims, damages, liabilities, or expenses, including legal fees, arising from your use of this guide or your reliance on its content.

All content in this guide, including questions, answers, and explanations, is the *intellectual property* of *Journeyman Study Guide* and *Unity Crest Solutions Inc.* Unauthorized reproduction or distribution of this material without consent is prohibited and may result in legal action.

We're here to support your journey toward becoming a certified tradesperson. However, your success ultimately depends on your own effort, practical experience, and thorough preparation with official resources.



Unlock Your Potential With the Journeyman Study Guide

Embark on a journey to excellence in your trade with the Journeyman Study Guide, an essential resource for aspiring tradespeople. This guide is meticulously crafted to provide you with the knowledge and skills required to succeed on the Journeyman exam. Whether you're a seasoned professional or new to the field, this guide offers valuable insights to enhance your understanding and boost your confidence.

What's Inside:

- **Detailed Overviews** of potential exam formats and key concepts.
- **Practical Tips** for effective study habits and exam strategies.
- **Practice Questions** to test your knowledge and sharpen your skills.

Tailored to Your Needs:

Our guide is specifically designed for a variety of trades across all Canadian provinces, ensuring you receive the most relevant and comprehensive information possible.

Testimonials:

"As an apprentice, the Journeyman Study Guide made complex topics manageable, boosting my confidence, income and career." - Emily Tran, Apprentice Carpenter

"Adapting to Canadian standards was really hard, but the guide bridged the gap between my previous experiences and Canadian requirements." - Ahmed Al-Sayed, Plumber, originally from Egypt

"As an instructor, I find the Journeyman Study Guide aligns well with the curriculum and significantly aids my students." - Derek Smith, Welding Instructor

A Companion, Not a Substitute:

Remember, the Journeyman Study Guide is a tool to complement your study regimen. For optimal results, use this guide in conjunction with the latest official materials issued by government authorities.


Are You Ready to Take the Next Step?

With the Journeyman Study Guide in hand, you are well-equipped to tackle the challenges of the exam and step confidently into your career as a certified tradesperson.

Join thousands of successful tradespeople who have advanced their careers with our guide.

Your journey to becoming Journeyman certified starts here!

Visit us at JourneymanStudyGuide.com today.



**UNITY
CREST
SOLUTIONS INC.**
UnityCrestSolutions.com