


JOURNEYMAN STUDY GUIDE CUSTOM STAIRCASE FABRICATOR YEAR 2

SAMPLE
250 EXAM PREP QUESTIONS,
WITH EXPLAINED ANSWERS



APPRENTICES | INSTRUCTORS | INSTITUTES

JourneymanStudyGuide.com

UNITY CREST SOLUTIONS INC.

Who Is Journeyman Study Guide For?

Welcome to *Journeyman Study Guide*—your key to unlocking success in your trade, earning the recognition you deserve, and building a solid career in America. Whether you're an apprentice just starting out, a seasoned professional, or someone new to the country and adjusting to U.S. trade standards, this guide is designed to complement your learning and support you along the way. While it provides valuable insights and resources, it's not a substitute for official materials required for certification.

How We Help You Succeed

1. *Apprentices*: Looking to kickstart your career? Our study guides and practice tests will help you build the foundational skills you need to succeed.
2. *Tradespeople*: New to the U.S. or advancing in your career? We offer detailed questions, answers, and explanations to help you understand industry standards and excel in your work.
3. *Instructors*: Need reliable teaching tools? Our question banks and online tests are great for guiding your students through trade concepts and preparing them for certification.
4. *Educational Institutions*: Looking for tailored materials? Our study guides, quizzes, and exams are designed to fit into your existing curriculum, offering valuable resources for students.
5. *Unions*: Searching for effective ways to train your members? Our easy-to-follow format ensures that each member gains the knowledge they need to thrive in their trade.

What Journeyman Study Guide Offers:

1. *Tailored Study Guides*: Access the core knowledge you need, whether you're preparing for your exam, familiarizing yourself with U.S. trade standards, or simply refining your trade skills.
2. *Real-World Practice Tests*: Simulate actual exam conditions with online tests that help you measure your progress and improve your job-ready skills.
3. *Skill-Building Question Banks*: Strengthen your understanding with questions that not only prepare you for the exam but also help you master key concepts in your day-to-day work.
4. *In-Depth Explanations*: Get detailed explanations for each answer, helping you understand not just how, but why, the answers are correct—improving both test results and practical knowledge.
5. *Additional Learning Resources*: Dive into supplementary guides on topics like math, safety protocols, and management strategies that are valuable for both certification and long-term career growth.



Tools for Your Success

Each of these resources is crafted to ensure you're fully prepared for your Journeyman exam and ready to excel in your trade. From gaining core knowledge with our tailored study guides to testing your skills with real-world practice exams, we provide everything you need to boost your understanding. Our in-depth explanations clarify key concepts, while additional learning resources like math, safety, and management guides give you the tools to succeed in your career and continue growing as a tradesperson.

How to Use This Guide

The *Journeyman Study Guide* is a *helpful tool* designed to complement your preparation for certification exams. While it includes practice questions, explanations, and supplementary resources, it's important to use this guide *alongside your official study materials* and hands-on training. The more you combine this guide with your practical experience and state-approved coursework, the better prepared you'll be for both your exam and your career in the trade.

Ready to Take the First Step Toward Success?

Don't let anything hold you back. Visit *JourneymanStudyGuide.com* to unlock the resources that will elevate your skills, boost your confidence, and secure the income and recognition you deserve. Whether you're an apprentice, a tradesperson, or an instructor, our *online tests, questions and answers, and detailed explanations* are designed to help you at every stage of your career. *Remember, this guide is a tool to help you succeed—it works best when paired with hands-on learning and official materials.*

Thousands of tradespeople have already transformed their careers, increased their income, and improved their lives with the *Journeyman Study Guide*.

Don't wait—join them today and take the next step toward your success!



Why Journeyman Study Guide?

We're committed to making trade education *accessible, flexible, and affordable* to anyone in America. You don't need to worry about the high cost of learning—we believe nothing should stop you from earning top wages in your trade.

This guide isn't just a quick fix—it's a tool designed to *highlight your strengths, pinpoint areas for improvement, and focus your efforts* where they matter most. Whether you choose our *online tests, questions and answers, or detailed explanations*, you'll get the right tools to prepare for whatever challenges lie ahead. *However, it's not a replacement for official training or certification resources.*

Success Stories from Real People

We've helped thousands of tradespeople—apprentices, seasoned professionals, and those new to America—gain the confidence and skills needed to pass their exams and advance their careers.

Here's what some of our users have to say:

"The *online tests* in the Journeyman Study Guide were a game-changer. They gave me a clear sense of what to expect on the exam, and the *questions and answers* helped me focus on exactly what I needed to improve, especially in areas I had struggled with before."

— Jessica Taylor, Apprentice Ironworker

"Journeyman's *questions, answers, and explanations* made it easier for me to understand the trade standards here in the U.S. The *detailed explanations* filled gaps in my knowledge and gave me the confidence to pass my exams."

— Carlos Ramirez, Electrician, originally from Mexico

"As a union instructor, I rely on the *Journeyman Study Guide's question and answer sections* to reinforce my students' learning. The *online tests* are a great way to track their progress and make sure they're ready for the real exam."

— John Davis, Union Welding Instructor

Ready to Start Your Own Success Story?

Don't just read about others' achievements—take the first step towards your own career growth. Whether you're preparing for your exam or looking to sharpen your trade skills, *Journeyman Study Guide* has the tools to help you succeed.

Visit JourneymanStudyGuide.com and get started today!



What This Book Will Teach You

This isn't just about reading and memorizing; it's about *preparing* you for real-world challenges. At Journeyman Study Guide, we've helped thousands of people pass their exams and advance their careers. But the truth is—success takes more than book smarts. Here's what you need to know:

1. *It's not easy:* Becoming a certified journeyman requires hard work, patience, and a real dedication to learning. This guide will help you navigate the complexity, but the journey itself requires you to commit to the process. At the end, you'll not only have earned your certification but also be in a stronger position for long-term success in your career.
2. *You will need to put in effort:* Our practice tests, questions, and explanations are incredibly useful, but they can only get you so far without your own effort. You need to engage with the material and be prepared to revisit concepts to fully understand them. This preparation will also help you manage test anxiety and give you the tools to stay focused and confident when exam day comes.
3. *It's hands-on:* While this guide provides the foundational knowledge and key concepts, your true growth comes from hands-on experience in the trade. This guide is designed to complement that experience and help you feel more prepared on the job. By understanding the 'why' behind the work, you'll find yourself better equipped for both the exam and your everyday trade responsibilities.

Our online tests and question and answer sections are here to help you feel confident, prepared, and capable, but remember—they're meant to *complement*, not replace, the hands-on training you'll need to master your trade and succeed in certification.

What This Guide Is and Isn't

Before you dive into the resources, it's important to know that *Journeyman Study Guide* is a *helpful tool* designed to prepare you for your exam by offering practice questions, answers, and explanations similar to what you may encounter. However, *state requirements vary*, and this guide should be used *alongside official state or industry resources* to ensure you're fully prepared.



Disclaimer

Journeyman Study Guide is designed to *supplement* your preparation for certification exams and *does not replace* official materials provided by your state's *licensing board, union, or certifying body*. While we provide valuable tools like *questions and answers* and *online tests*, success on your certification exam depends on multiple factors, including *hands-on experience, study habits, and use of official resources*.

We are not responsible for any changes in exam content or state regulations that occur after publication. For the latest, most accurate information, always check with your *state regulatory board or certifying authority*.

By using this guide, you agree that *Journeyman Study Guide*, its authors, and affiliates are *not liable* for any exam results, certification outcomes, or employment-related issues. This guide is provided as a *general study tool* and cannot guarantee success on your exam.

Indemnification

By using this guide, you agree to indemnify and hold harmless *Journeyman Study Guide* and Unity Crest Solutions, its authors, and affiliates from any claims, damages, or liabilities arising from your use of this guide.

Unlock Your Potential Today

Your future in the trades starts with *Journeyman Study Guide*. We're here to give you the knowledge and confidence to pass your certification exams and build a successful career. Whether you're an apprentice or experienced tradesperson, our *study guides, online tests, and questions with explanations* are designed to help you at every stage of your journey.

Visit JourneymanStudyGuide.com and take the next step toward success.



QUESTIONS



Year 2: Intermediate Staircase Fabrication & Structural Design

Subject 3. Intermediate Woodworking and Metalworking for Staircases

1. What is a mortise joint?

- a) A beveled edge
- b) A flat surface
- c) A square hole
- d) A round hole

Correct Answer: c) A square hole

Explanation: A mortise joint involves cutting a rectangular or square hole, called a mortise, into one piece of wood. This hole is designed to accommodate a tenon, which is a protruding piece from another wood element, creating a strong and stable joint. Custom staircase fabricators often use this technique for its durability.

2. What is a tenon?

- a) A type of wood
- b) A flat piece
- c) A protruding end
- d) A joint type

Correct Answer: c) A protruding end

Explanation: A tenon is a piece of wood that is cut on the end of a board to fit into a corresponding mortise joint. This technique is vital in woodworking, especially for custom staircases, as it ensures a strong connection between two pieces of wood, enhancing the overall stability and aesthetics.

3. What is a dovetail joint?

- a) A flat joint
- b) An interlocking joint
- c) A simple connection
- d) A curved joint

Correct Answer: b) An interlocking joint

Explanation: A dovetail joint consists of interlocking shapes that resemble a dove's tail, which allows for a strong connection between two pieces of wood. This joint is commonly used in cabinetry and furniture, but also in custom staircases for its strength and visual appeal, making it a favorite among fabricators.



4. What is the primary advantage of pocket screws?

- a) Quick assembly
- b) Strong joints
- c) Decorative finish
- d) Easy disassembly

Correct Answer: a) Quick assembly

Explanation: Pocket screws offer a fast and efficient method for joining wood pieces by drilling angled holes and inserting screws. This technique is particularly useful for custom staircase fabricators who require speed without sacrificing strength. The screws are hidden from view, providing a clean finish in the final product.

5. What is the main purpose of joinery?

- a) Structural strength
- b) Cost reduction
- c) Aesthetic appeal
- d) Material saving

Correct Answer: a) Structural strength

Explanation: The primary purpose of joinery is to create strong connections between wood pieces, ensuring structural integrity. For custom staircase fabricators, using advanced joinery techniques like mortise and tenon or dovetails enhances the durability and longevity of the staircase, making it safer and more reliable for users.

6. Which wood is commonly used for staircases?

- a) MDF boards
- b) Soft pine
- c) Hardwood oak
- d) Plywood sheets

Correct Answer: c) Hardwood oak

Explanation: Hardwood oak is frequently preferred for staircases due to its strength, durability, and resistance to wear. Custom staircase fabricators appreciate its aesthetic qualities, as well as its ability to withstand the daily stress of foot traffic. This makes oak a popular choice for both structural and decorative components.



7. How is a mortise created?

- a) Sanding surfaces
- b) Drilling holes
- c) Sawing edges
- d) Chiseling wood

Correct Answer: d) Chiseling wood

Explanation: A mortise is typically created by chiseling out a square or rectangular hole in the wood. This technique requires precision and skill, as the mortise must match the corresponding tenon accurately. Custom staircase fabricators rely on this joinery method for its strength and reliability in staircase construction.

8. What tool is essential for cutting dovetails?

- a) Circular saw
- b) Band saw
- c) Table saw
- d) Dovetail saw

Correct Answer: d) Dovetail saw

Explanation: A dovetail saw is specifically designed for cutting the precise angles and shapes needed in dovetail joints. Its fine teeth allow for clean cuts, making it an essential tool for custom staircase fabricators who want to achieve strong, interlocking joints with a polished finish.

9. Which joint is easiest to assemble?

- a) Dovetail
- b) Mortise and tenon
- c) Pocket screw
- d) Lap joint

Correct Answer: c) Pocket screw

Explanation: Pocket screw joints are among the easiest to assemble due to their straightforward process. Custom staircase fabricators can quickly align the pieces and drive the screws into place, making this technique ideal for projects with tight deadlines while maintaining structural integrity.



10. What is a lap joint?

- a) An overlapping joint
- b) A nailed joint
- c) A glued joint
- d) A mortised joint

Correct Answer: a) An overlapping joint

Explanation: A lap joint is created by overlapping two pieces of wood, allowing them to connect without the need for intricate cuts. This joint is useful in various applications, including staircases where simplicity and speed are essential. Custom staircase fabricators may use lap joints for rapid assembly.

11. In woodworking, what does "grain" refer to?

- a) Wood strength
- b) Wood color
- c) Wood texture
- d) Wood age

Correct Answer: c) Wood texture

Explanation: In woodworking, "grain" refers to the texture and pattern of the wood fibers. Understanding grain direction is crucial for custom staircase fabricators, as it affects how the wood responds to cutting, finishing, and structural integrity. Proper grain alignment can enhance the staircase's beauty and durability.

12. What type of screw is used in pocket holes?

- a) Round head screw
- b) Flat head screw
- c) Washer head screw
- d) Pan head screw

Correct Answer: b) Flat head screw

Explanation: Flat head screws are used in pocket holes because they allow for a flush finish when driven into the wood. This is especially important for custom staircase fabricators who want to ensure a seamless appearance in their joints while providing a strong connection between pieces.



13. What is the best tool for making precise cuts?

- a) Jigsaw
- b) Circular saw
- c) Table saw
- d) Hand saw

Correct Answer: c) Table saw

Explanation: A table saw is the best tool for making precise cuts in woodworking. It provides stability and accuracy, essential for custom staircase fabricators who need to ensure that all components fit together perfectly. This tool is invaluable for achieving clean edges and consistent dimensions in staircase fabrication.

14. What is critical for a strong tenon joint?

- a) Joint finish
- b) Joint color
- c) Perfect fit
- d) Wood species

Correct Answer: c) Perfect fit

Explanation: A perfect fit is critical for a strong tenon joint, as it ensures maximum surface area for gluing and mechanical strength. Custom staircase fabricators must pay careful attention to the dimensions of both the mortise and tenon to create a secure joint that withstands stress and wear over time.

15. What is the purpose of a chisel in woodworking?

- a) To cut precise joints
- b) To polish wood
- c) To measure angles
- d) To sand surfaces

Correct Answer: a) To cut precise joints

Explanation: A chisel is a vital tool in woodworking used for cutting and shaping joints with precision. Custom staircase fabricators often utilize chisels to create mortises and refine joints for a perfect fit. The ability to control the depth and angle of cuts allows for professional-quality craftsmanship in staircase construction.



16. What is a rabbet joint?

- a) A decorative joint
- b) A notch joint
- c) A corner joint
- d) A rounded joint

Correct Answer: b) A notch joint

Explanation: A rabbet joint is formed by cutting away a section of the wood along the edge, creating a notch that allows two pieces to fit together. This joint is often used in cabinetry and staircases, providing a clean and strong connection. Custom staircase fabricators may use rabbet joints for added stability.

17. Which joinery technique is most decorative?

- a) Dovetail
- b) Mortise
- c) Lap
- d) Pocket screw

Correct Answer: a) Dovetail

Explanation: The dovetail joint is considered the most decorative of the joinery techniques due to its unique interlocking shape. This not only provides exceptional strength but also enhances the visual appeal of custom staircases. Fabricators often use dovetail joints to showcase craftsmanship and add elegance to their designs.

18. What is a primary benefit of using hardwood?

- a) Durability
- b) Lower cost
- c) Lightweight
- d) Easy to cut

Correct Answer: a) Durability

Explanation: The primary benefit of using hardwood in custom staircase fabrication is its durability. Hardwoods, such as oak and maple, resist wear and tear better than softwoods, making them ideal for high-traffic areas like staircases. This longevity ensures that staircases maintain their structural integrity and appearance over time.



19. What is the function of wood glue?

- a) Coloring wood
- b) Sealing edges
- c) Strengthening joints
- d) Finishing surfaces

Correct Answer: c) Strengthening joints

Explanation: Wood glue serves the primary function of strengthening joints by creating a strong bond between wood pieces. Custom staircase fabricators rely on high-quality wood glue in conjunction with mechanical fasteners to ensure that joints remain secure and can withstand the stresses of daily use while achieving a seamless finish.

20. What does "clamping" achieve in woodworking?

- a) Surface smoothing
- b) Joint alignment
- c) Wood coloring
- d) Aesthetic finish

Correct Answer: b) Joint alignment

Explanation: Clamping in woodworking is essential for ensuring proper joint alignment during the drying process of adhesives. Custom staircase fabricators use clamps to hold pieces in position while the glue sets, guaranteeing a tight fit and preventing misalignment, which is crucial for both structural integrity and visual appeal.

21. What is the purpose of sanding wood?

- a) To smooth surfaces
- b) To color wood
- c) To strengthen joints
- d) To clean surfaces

Correct Answer: a) To smooth surfaces

Explanation: Sanding wood is primarily done to smooth surfaces and prepare them for finishing. Custom staircase fabricators sand wood to remove imperfections and achieve a flawless finish, enhancing the overall appearance and touch of the staircase. Proper sanding is essential for ensuring that stains and finishes adhere evenly.



22. What is a common finish for staircases?

- a) Paint
- b) Stain
- c) Wax
- d) Varnish

Correct Answer: b) Stain

Explanation: Stain is a common finish for staircases as it enhances the natural beauty of the wood while providing color. Custom staircase fabricators often choose stains that highlight the wood grain, allowing for a rich appearance. This finish also offers a degree of protection against wear and environmental factors.

23. Which joint is least visible in finished work?

- a) Dovetail
- b) Mortise
- c) Pocket screw
- d) Lap joint

Correct Answer: c) Pocket screw

Explanation: Pocket screw joints are among the least visible in finished work because the screws are driven at an angle and hidden from view. This feature is highly valued by custom staircase fabricators, as it allows for a clean, seamless look in the final product while still providing strong connections.

24. What is the best practice for cutting wood?

- a) Measure twice
- b) Cut once
- c) Use dull blades
- d) Ignore safety

Correct Answer: a) Measure twice

Explanation: The best practice for cutting wood is to measure twice and cut once. This ensures accuracy and reduces waste, which is particularly important for custom staircase fabricators who work with limited materials. Careful measurement leads to better-fitting joints and enhances the overall quality of the staircase.

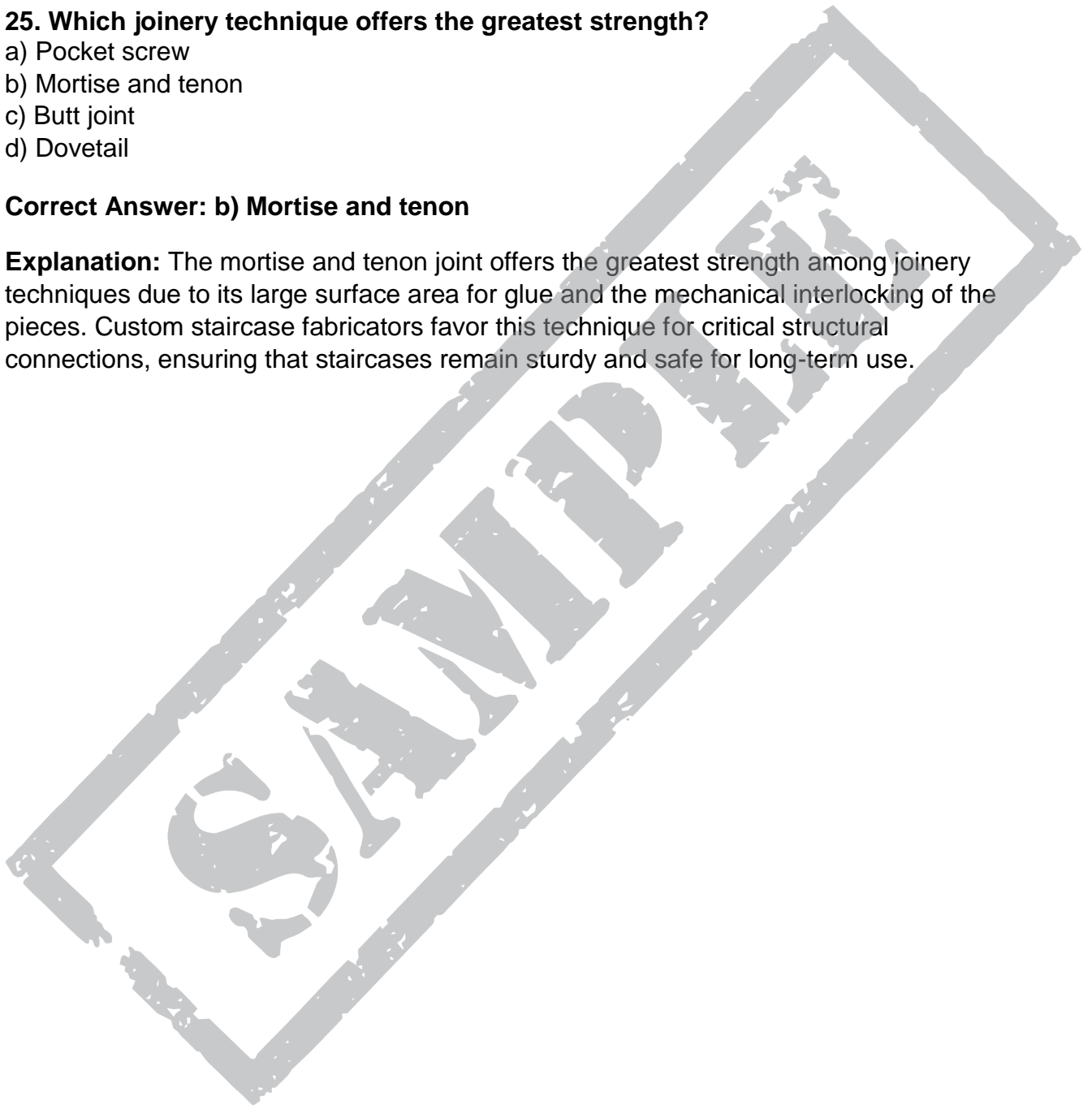


25. Which joinery technique offers the greatest strength?

- a) Pocket screw
- b) Mortise and tenon
- c) Butt joint
- d) Dovetail

Correct Answer: b) Mortise and tenon

Explanation: The mortise and tenon joint offers the greatest strength among joinery techniques due to its large surface area for glue and the mechanical interlocking of the pieces. Custom staircase fabricators favor this technique for critical structural connections, ensuring that staircases remain sturdy and safe for long-term use.



Subject - 1

- 1). (A) (B) (C) (D) 6). (A) (B) (C) (D) 11). (A) (B) (C) (D)
- 2). (A) (B) (C) (D) 7). (A) (B) (C) (D) 12). (A) (B) (C) (D)
- 3). (A) (B) (C) (D) 8). (A) (B) (C) (D) 13). (A) (B) (C) (D)
- 4). (A) (B) (C) (D) 9). (A) (B) (C) (D) 14). (A) (B) (C) (D)
- 5). (A) (B) (C) (D) 10). (A) (B) (C) (D) 15). (A) (B) (C) (D)
- 16). (A) (B) (C) (D) 21). (A) (B) (C) (D)
- 17). (A) (B) (C) (D) 22). (A) (B) (C) (D)
- 18). (A) (B) (C) (D) 23). (A) (B) (C) (D)
- 19). (A) (B) (C) (D) 24). (A) (B) (C) (D)
- 20). (A) (B) (C) (D) 25). (A) (B) (C) (D)



About the Creators:

Bobby Bedi:

Bobby Bedi, co-creator of the Journeyman Study Guide, calls the Pacific Northwest home, where he has built an extensive career spanning more than two decades. His diverse background, which includes architecture, digital innovation, and industrial marketing, has given him a unique ability to bridge traditional industries with cutting-edge digital solutions. Bobby has worked across a spectrum of industries, from agile startups to publicly traded companies and educational platforms, bringing a depth of experience that has been crucial to the platform's success.

Bobby's precision and problem-solving skills, refined through his years in architecture, have seamlessly transitioned into his work in digital marketing and technology. Since 2006, Bobby has been at the forefront of digital innovation, applying his expertise to transform trade education. He has been instrumental in developing cutting-edge, user-friendly platforms that make learning accessible across the globe, combining technology with education to create impactful online experiences.

As co-creator of the platform, Bobby also plays a key role in the industrial sector, where he helps companies scale by leveraging his expertise in digital marketing and business strategy. His dedication to making education affordable and impactful has driven the growth of the Journeyman Study Guide, ensuring that individuals at every stage of their careers have access to quality learning tools.

Kris McFarlane:

Kris McFarlane, co-creator of the Journeyman Study Guide, has over two decades of experience in business development, education, and the trades. Based in the Pacific Northwest, Kris has worked with a range of organizations—from agile startups to publicly traded companies—driving business growth and developing successful strategies across industries. His expertise in scaling businesses and creating educational platforms has been key to the guide's reach and effectiveness.

Kris's deep roots in the trades and industrial sector, paired with his extensive experience in business development, give him a unique ability to understand both the practical and strategic needs of companies and individuals. His leadership and ability to mentor others have helped shape the platform, making it a go-to resource for tradespeople seeking career advancement and certification.

Having struggled with traditional education early in life, Kris understands the importance of making learning accessible for everyone. His passion for empowering others, especially those who feel underserved by conventional education systems, is reflected in every aspect of the Journeyman Study Guide. Kris's work is driven by a commitment to helping aspiring tradespeople succeed in their careers through affordable, practical, and accessible learning resources.

Work with the Creators

As co-creators of the Journeyman Study Guide, Bobby Bedi and Kris McFarlane draw from extensive experience working with agile startups, publicly traded companies, and education platforms. Their combined expertise has shaped a platform that empowers businesses and individuals alike. To learn more or explore opportunities with the *Unity Crest Solutions team*, visit UnityCrestSolutions.com, where they continue to help organizations and people succeed.



About Unity Crest Solutions

At *Unity Crest Solutions*, our mission is clear: *Unite, Educate, and Innovate*. We stand at the forefront of *technological* and *educational* innovation, solving global business challenges with strategic, cutting-edge solutions. Founded on the core principles of *accessibility, efficiency, and continuous improvement*, Unity Crest has become a driving force in transforming industries and empowering organizations across diverse sectors.

Our team of visionary leaders—experts in *AI development, offshoring strategies, and comprehensive marketing*—is committed to delivering *tangible results* that boost progress and profitability. We specialize in *workforce empowerment*, offering tailored solutions to equip professionals and organizations with the tools they need to thrive in today's fast-paced global marketplace.

Unite, Educate, and Innovate

At Unity Crest, we believe in the power of *unity and education* to drive innovation. By bringing together *teams, technology, and knowledge*, we empower our clients to seize new opportunities and foster long-term growth.

Our Expertise Includes:

- *AI Development & Integration*: Leverage artificial intelligence to optimize your operations, enhance decision-making, and gain a long-lasting competitive edge.
- *Offshoring Strategy*: Seamlessly integrate global talent into your business model to boost efficiency, lower operational costs, and improve flexibility.
- *SAP Implementation*: Streamline and enhance your business processes with seamless SAP integration, ensuring better decision-making and operational transparency.
- *Comprehensive Marketing Solutions*: From data-driven marketing strategies to full-scale execution, we amplify your brand's presence and drive measurable results.
- *Adult Education Programs*: Equip your workforce with the skills they need to excel, using customized, impactful training programs tailored to your specific business needs.
- *Business Process Outsourcing*: Delegate key business functions to our expert teams, allowing you to focus on strategic growth while improving overall operational efficiency.

Global Reach, Local Expertise

With offices in *North America* and *South Asia*, Unity Crest Solutions provides localized solutions with a *global mindset*. Whether you're streamlining operations or scaling your business, we have the expertise to meet your needs.

Let's Work Together

Ready to *unite* your resources, *educate* your workforce, and *innovate* for the future? Visit UnityCrestSolutions.com to learn more and start a conversation about your path to success.



Disclaimer

At *Journeyman Study Guide*, we're committed to helping you succeed in your trade, but there are a few key points to understand before using our resources. This guide is designed to *supplement* your exam preparation and does not replace the *official study materials* provided by your state's licensing board, trade union, or other certifying bodies. While we've aligned our content with general U.S. trade standards, it's important to recognize that *certification requirements vary by state*, and specific regulations may differ based on your jurisdiction.

The questions, answers, and explanations provided are intended to help you gain a broader understanding of trade concepts and common exam formats. However, these materials are *general study aids* and do not guarantee a passing score on any official certification exam. Your success depends on factors such as your *practical experience*, *study habits*, and use of official resources from your state or certifying body. For best results, we recommend using this guide alongside the most current materials issued by your local authorities.

Journeyman Study Guide and *Unity Crest Solutions Inc.* are not responsible for any inaccuracies, updates, or changes in exam content, regulations, or certification processes that may occur after publication. It is your responsibility to stay informed of any updates or changes to your trade's certification process. Always refer to your state's *regulatory board*, *trade union*, or *official exam providers* for the most accurate and up-to-date information.

This guide is intended for *educational purposes only* and is not a substitute for formal trade education, apprenticeship programs, or other accredited training. *Hands-on experience* and *formal training* are essential components of trade certification, and this guide is meant to complement—not replace—those elements.

By using this guide, you acknowledge that *Journeyman Study Guide*, *Unity Crest Solutions Inc.*, its *employees*, *partners*, and *affiliates* provide study aids and practice materials only and cannot guarantee exam results, certification, or employment. *Journeyman Study Guide*, *Unity Crest Solutions Inc.*, and the authors are not responsible for any outcomes related to your licensing, certification, or employment based on your use of this guide. The content within this guide is provided "*as is*" without warranties, either express or implied.

Indemnification

By using this guide, you agree to indemnify and hold harmless *Journeyman Study Guide*, *Unity Crest Solutions Inc.*, its *employees*, *partners*, *authors*, and *affiliates* from any claims, damages, liabilities, or expenses, including legal fees, arising from your use of this guide or your reliance on its content.

All content in this guide, including questions, answers, and explanations, is the *intellectual property* of *Journeyman Study Guide* and *Unity Crest Solutions Inc.* Unauthorized reproduction or distribution of this material without consent is prohibited and may result in legal action.

We're here to support your journey toward becoming a certified tradesperson. However, your success ultimately depends on your own effort, practical experience, and thorough preparation with official resources.



Unlock Your Potential With the Journeyman Study Guide

Embark on a journey to excellence in your trade with the Journeyman Study Guide, an essential resource for aspiring tradespeople. This guide is meticulously crafted to provide you with the knowledge and skills required to succeed on the Journeyman exam. Whether you're a seasoned professional or new to the field, this guide offers valuable insights to enhance your understanding and boost your confidence.

What's Inside:

- **Detailed Overviews** of potential exam formats and key concepts.
- **Practical Tips** for effective study habits and exam strategies.
- **Practice Questions** to test your knowledge and sharpen your skills.

Tailored to Your Needs:

Our guide is specifically designed for a variety of trades across all Canadian provinces, ensuring you receive the most relevant and comprehensive information possible.

Testimonials:

"As an apprentice, the Journeyman Study Guide made complex topics manageable, boosting my confidence, income and career." - Emily Tran, Apprentice Carpenter

"Adapting to Canadian standards was really hard, but the guide bridged the gap between my previous experiences and Canadian requirements." - Ahmed Al-Sayed, Plumber, originally from Egypt

"As an instructor, I find the Journeyman Study Guide aligns well with the curriculum and significantly aids my students." - Derek Smith, Welding Instructor

A Companion, Not a Substitute:

Remember, the Journeyman Study Guide is a tool to complement your study regimen. For optimal results, use this guide in conjunction with the latest official materials issued by government authorities.


Are You Ready to Take the Next Step?

With the Journeyman Study Guide in hand, you are well-equipped to tackle the challenges of the exam and step confidently into your career as a certified tradesperson.

Join thousands of successful tradespeople who have advanced their careers with our guide.

Your journey to becoming Journeyman certified starts here!

Visit us at JourneymanStudyGuide.com today.



**UNITY
CREST
SOLUTIONS INC.**
UnityCrestSolutions.com