


JOURNEYMAN STUDY GUIDE HAZARDOUS MATERIALS TECHNICIAN

YEAR 2

SAMPLE
250 EXAM PREP QUESTIONS,
WITH EXPLAINED ANSWERS



APPRENTICES | INSTRUCTORS | INSTITUTES

JourneymanStudyGuide.com

UNITY CREST SOLUTIONS INC.

Who Is Journeyman Study Guide For?

Welcome to *Journeyman Study Guide*—your key to unlocking success in your trade, earning the recognition you deserve, and building a solid career in America. Whether you're an apprentice just starting out, a seasoned professional, or someone new to the country and adjusting to U.S. trade standards, this guide is designed to complement your learning and support you along the way. While it provides valuable insights and resources, it's not a substitute for official materials required for certification.

How We Help You Succeed

1. *Apprentices*: Looking to kickstart your career? Our study guides and practice tests will help you build the foundational skills you need to succeed.
2. *Tradespeople*: New to the U.S. or advancing in your career? We offer detailed questions, answers, and explanations to help you understand industry standards and excel in your work.
3. *Instructors*: Need reliable teaching tools? Our question banks and online tests are great for guiding your students through trade concepts and preparing them for certification.
4. *Educational Institutions*: Looking for tailored materials? Our study guides, quizzes, and exams are designed to fit into your existing curriculum, offering valuable resources for students.
5. *Unions*: Searching for effective ways to train your members? Our easy-to-follow format ensures that each member gains the knowledge they need to thrive in their trade.

What Journeyman Study Guide Offers:

1. *Tailored Study Guides*: Access the core knowledge you need, whether you're preparing for your exam, familiarizing yourself with U.S. trade standards, or simply refining your trade skills.
2. *Real-World Practice Tests*: Simulate actual exam conditions with online tests that help you measure your progress and improve your job-ready skills.
3. *Skill-Building Question Banks*: Strengthen your understanding with questions that not only prepare you for the exam but also help you master key concepts in your day-to-day work.
4. *In-Depth Explanations*: Get detailed explanations for each answer, helping you understand not just how, but why, the answers are correct—improving both test results and practical knowledge.
5. *Additional Learning Resources*: Dive into supplementary guides on topics like math, safety protocols, and management strategies that are valuable for both certification and long-term career growth.



Tools for Your Success

Each of these resources is crafted to ensure you're fully prepared for your Journeyman exam and ready to excel in your trade. From gaining core knowledge with our tailored study guides to testing your skills with real-world practice exams, we provide everything you need to boost your understanding. Our in-depth explanations clarify key concepts, while additional learning resources like math, safety, and management guides give you the tools to succeed in your career and continue growing as a tradesperson.

How to Use This Guide

The *Journeyman Study Guide* is a *helpful tool* designed to complement your preparation for certification exams. While it includes practice questions, explanations, and supplementary resources, it's important to use this guide *alongside your official study materials* and hands-on training. The more you combine this guide with your practical experience and state-approved coursework, the better prepared you'll be for both your exam and your career in the trade.

Ready to Take the First Step Toward Success?

Don't let anything hold you back. Visit *JourneymanStudyGuide.com* to unlock the resources that will elevate your skills, boost your confidence, and secure the income and recognition you deserve. Whether you're an apprentice, a tradesperson, or an instructor, our *online tests, questions and answers, and detailed explanations* are designed to help you at every stage of your career. *Remember, this guide is a tool to help you succeed—it works best when paired with hands-on learning and official materials.*

Thousands of tradespeople have already transformed their careers, increased their income, and improved their lives with the *Journeyman Study Guide*.

Don't wait—join them today and take the next step toward your success!



Why Journeyman Study Guide?

We're committed to making trade education *accessible, flexible, and affordable* to anyone in America. You don't need to worry about the high cost of learning—we believe nothing should stop you from earning top wages in your trade.

This guide isn't just a quick fix—it's a tool designed to *highlight your strengths, pinpoint areas for improvement, and focus your efforts* where they matter most. Whether you choose our *online tests, questions and answers, or detailed explanations*, you'll get the right tools to prepare for whatever challenges lie ahead. *However, it's not a replacement for official training or certification resources.*

Success Stories from Real People

We've helped thousands of tradespeople—apprentices, seasoned professionals, and those new to America—gain the confidence and skills needed to pass their exams and advance their careers.

Here's what some of our users have to say:

"The *online tests* in the Journeyman Study Guide were a game-changer. They gave me a clear sense of what to expect on the exam, and the *questions and answers* helped me focus on exactly what I needed to improve, especially in areas I had struggled with before."

— Jessica Taylor, Apprentice Ironworker

"Journeyman's *questions, answers, and explanations* made it easier for me to understand the trade standards here in the U.S. The *detailed explanations* filled gaps in my knowledge and gave me the confidence to pass my exams."

— Carlos Ramirez, Electrician, originally from Mexico

"As a union instructor, I rely on the *Journeyman Study Guide's question and answer sections* to reinforce my students' learning. The *online tests* are a great way to track their progress and make sure they're ready for the real exam."

— John Davis, Union Welding Instructor

Ready to Start Your Own Success Story?

Don't just read about others' achievements—take the first step towards your own career growth. Whether you're preparing for your exam or looking to sharpen your trade skills, *Journeyman Study Guide* has the tools to help you succeed.

Visit JourneymanStudyGuide.com and get started today!



What This Book Will Teach You

This isn't just about reading and memorizing; it's about *preparing* you for real-world challenges. At Journeyman Study Guide, we've helped thousands of people pass their exams and advance their careers. But the truth is—success takes more than book smarts. Here's what you need to know:

1. *It's not easy:* Becoming a certified journeyman requires hard work, patience, and a real dedication to learning. This guide will help you navigate the complexity, but the journey itself requires you to commit to the process. At the end, you'll not only have earned your certification but also be in a stronger position for long-term success in your career.
2. *You will need to put in effort:* Our practice tests, questions, and explanations are incredibly useful, but they can only get you so far without your own effort. You need to engage with the material and be prepared to revisit concepts to fully understand them. This preparation will also help you manage test anxiety and give you the tools to stay focused and confident when exam day comes.
3. *It's hands-on:* While this guide provides the foundational knowledge and key concepts, your true growth comes from hands-on experience in the trade. This guide is designed to complement that experience and help you feel more prepared on the job. By understanding the 'why' behind the work, you'll find yourself better equipped for both the exam and your everyday trade responsibilities.

Our online tests and question and answer sections are here to help you feel confident, prepared, and capable, but remember—they're meant to *complement*, not replace, the hands-on training you'll need to master your trade and succeed in certification.

What This Guide Is and Isn't

Before you dive into the resources, it's important to know that *Journeyman Study Guide* is a *helpful tool* designed to prepare you for your exam by offering practice questions, answers, and explanations similar to what you may encounter. However, *state requirements vary*, and this guide should be used *alongside official state or industry resources* to ensure you're fully prepared.



Disclaimer

Journeyman Study Guide is designed to *supplement* your preparation for certification exams and *does not replace* official materials provided by your state's *licensing board, union, or certifying body*. While we provide valuable tools like *questions and answers* and *online tests*, success on your certification exam depends on multiple factors, including *hands-on experience, study habits, and use of official resources*.

We are not responsible for any changes in exam content or state regulations that occur after publication. For the latest, most accurate information, always check with your *state regulatory board or certifying authority*.

By using this guide, you agree that *Journeyman Study Guide*, its authors, and affiliates are *not liable* for any exam results, certification outcomes, or employment-related issues. This guide is provided as a *general study tool* and cannot guarantee success on your exam.


Indemnification

By using this guide, you agree to indemnify and hold harmless *Journeyman Study Guide* and Unity Crest Solutions, its authors, and affiliates from any claims, damages, or liabilities arising from your use of this guide.

Unlock Your Potential Today

Your future in the trades starts with *Journeyman Study Guide*. We're here to give you the knowledge and confidence to pass your certification exams and build a successful career. Whether you're an apprentice or experienced tradesperson, our *study guides, online tests, and questions with explanations* are designed to help you at every stage of your journey.

Visit JourneymanStudyGuide.com and take the next step toward success.



QUESTIONS



Year 2: Intermediate Hazmat Handling, Transportation, and Disposal Methods

Subject 3. Advanced Spill Control and Leak Containment

1. What does NFPA stand for?

- a) National Field Personnel Association
- b) National Fuel Production Agency
- c) National Facility Planning Authority
- d) National Fire Protection Association

Correct Answer: d) National Fire Protection Association

Explanation: The NFPA, or National Fire Protection Association, is an organization that creates and maintains standards for fire safety, including the NFPA 704 system. This system provides critical information about the hazards of materials through a color-coded label, which helps first responders and hazardous materials technicians identify risks quickly.

2. What color indicates health hazards in NFPA?

- a) White
- b) Blue
- c) Yellow
- d) Red

Correct Answer: b) Blue

Explanation: In the NFPA 704 system, the blue color represents health hazards. The labels use a numerical scale from 0 to 4, with 0 indicating no hazard and 4 indicating a severe hazard. This color-coding allows hazardous materials technicians to quickly assess potential health risks associated with a substance.

3. How are flammability hazards represented?

- a) White section
- b) Red section
- c) Blue section
- d) Yellow section

Correct Answer: b) Red section

Explanation: Flammability hazards are represented by the red section in the NFPA 704 labeling system. This section uses a numerical rating to indicate the degree of flammability, where 0 indicates no hazard and 4 indicates highly flammable materials. Understanding this helps hazardous materials technicians assess fire risks effectively.



4. What does a "4" in the NFPA label mean?

- a) No hazard
- b) Moderate hazard
- c) Severe hazard
- d) Minimal hazard

Correct Answer: c) Severe hazard

Explanation: A "4" in the NFPA label indicates a severe hazard level for that specific category, which could relate to health, flammability, or reactivity. This rating helps hazardous materials technicians prioritize their response efforts and implement appropriate safety measures when handling dangerous substances.

5. What does the yellow section indicate?

- a) Reactivity hazards
- b) Environmental hazards
- c) Flammability hazards
- d) Health hazards

Correct Answer: a) Reactivity hazards

Explanation: The yellow section of the NFPA label indicates reactivity hazards. This area uses a numerical scale to signify the level of reactivity a material may present. Understanding reactivity is crucial for hazardous materials technicians to prevent dangerous chemical reactions during spill control or leak containment scenarios.

6. What should technicians do first during a spill?

- a) Contain the spill
- b) Call for help
- c) Identify the material
- d) Evacuate the area

Correct Answer: c) Identify the material

Explanation: The first step hazardous materials technicians should take during a spill is to identify the material involved. This identification is vital for determining the proper response strategies and safety measures, as different substances require specific containment techniques and protective equipment to minimize risks.



7. What odor might indicate a gas leak?

- a) Mint
- b) Rotten egg
- c) Sweet
- d) Floral

Correct Answer: b) Rotten egg

Explanation: A rotten egg odor typically indicates the presence of hydrogen sulfide or natural gas, which can be hazardous. Hazardous materials technicians are trained to recognize such odors as potential signals of gas leaks, allowing them to act quickly and safely to mitigate risks associated with exposure or explosions.

8. What does a placard with a skull symbolize?

- a) Flammable liquid
- b) Corrosive substance
- c) Non-toxic
- d) Poisonous material

Correct Answer: d) Poisonous material

Explanation: A placard featuring a skull and crossbones symbolizes poisonous materials. This imagery alerts hazardous materials technicians to the presence of toxic substances that pose serious health risks. Understanding these symbols is essential for ensuring safety when handling or responding to hazardous materials.

9. What is the purpose of chemical labels?

- a) Shipping instructions
- b) Hazard identification
- c) Decoration
- d) Product marketing

Correct Answer: b) Hazard identification

Explanation: The primary purpose of chemical labels is hazard identification. These labels provide essential information about the dangers associated with a substance, including health risks, flammability, and reactivity. Hazardous materials technicians rely on this information to take appropriate safety precautions and respond effectively in emergency situations.



10. Which NFPA color indicates reactivity?

- a) Blue
- b) Yellow
- c) Red
- d) Green

Correct Answer: b) Yellow

Explanation: The yellow color on the NFPA label indicates reactivity hazards. This is crucial for hazardous materials technicians to recognize, as it informs them about the potential for dangerous chemical reactions. Understanding reactivity levels helps them devise safe containment and cleanup strategies during chemical incidents.

11. What does a "0" rating signify?

- a) Severe hazard
- b) Moderate hazard
- c) Significant hazard
- d) No hazard

Correct Answer: d) No hazard

Explanation: A "0" rating on the NFPA label signifies no hazard in that category, whether it refers to health, flammability, or reactivity. For hazardous materials technicians, this information is vital for assessing risks and determining the appropriate level of response needed while handling various substances.

12. What is a common sign of chemical exposure?

- a) Weight gain
- b) Happiness
- c) Sleepiness
- d) Headache

Correct Answer: d) Headache

Explanation: A common sign of chemical exposure is a headache, which can indicate various health effects depending on the substance involved. Hazardous materials technicians are trained to recognize symptoms of chemical exposure to ensure prompt medical attention and to take preventive measures during spills or leaks.



13. How should unknown substances be handled?

- a) Dismissed
- b) Left unattended
- c) Carefully assessed
- d) Ignored

Correct Answer: c) Carefully assessed

Explanation: Unknown substances should be carefully assessed before any action is taken. Hazardous materials technicians are trained to analyze visual and odor clues to classify these substances and determine the appropriate safety measures. This assessment is crucial for preventing accidents and ensuring the safety of responders and the public.

14. What does the blue section of NFPA indicate?

- a) Flammability
- b) Health risk
- c) Reactivity
- d) Corrosiveness

Correct Answer: b) Health risk

Explanation: The blue section of the NFPA label indicates health risks associated with a substance. Hazardous materials technicians utilize this information to assess potential dangers to human health, allowing them to implement necessary precautions and protective measures while handling hazardous chemicals.

15. What might a sweet smell indicate?

- a) Flammable material
- b) Toxic gas
- c) Food product
- d) Safe environment

Correct Answer: b) Toxic gas

Explanation: A sweet smell might indicate the presence of toxic gases, such as certain solvents or chemicals. Hazardous materials technicians are trained to recognize such odors as potential warnings for hazardous conditions, prompting them to take immediate action to ensure safety during spill response and containment operations.



16. What is the primary function of placards?

- a) Marketing products
- b) Shipping regulations
- c) Identification of substances
- d) Attracting attention

Correct Answer: c) Identification of substances

Explanation: The primary function of placards is to identify the substances being transported or stored, especially hazardous materials. These visual warnings provide essential information regarding risks and necessary precautions. Hazardous materials technicians rely on this information to ensure safe handling and compliance during emergency responses.

17. How should technicians classify unknown substances?

- a) Guesswork
- b) Random selection
- c) Visual and odor clues
- d) By color only

Correct Answer: c) Visual and odor clues

Explanation: Technicians should classify unknown substances using visual and odor clues. This method allows them to gather critical information about the material's properties and potential hazards. Understanding the characteristics of substances is essential for hazardous materials technicians to ensure safe handling and effective emergency response actions.

18. What does the term “spill containment” mean?

- a) Containing leaked materials
- b) Preventing spills
- c) Cleaning up spills
- d) Ignoring spills

Correct Answer: a) Containing leaked materials

Explanation: Spill containment refers to the measures taken to contain leaked materials and prevent them from spreading or causing further damage. Hazardous materials technicians use various tools and techniques to create barriers and secure the area, ensuring safety and minimizing environmental impacts during a spill response.



19. What is the first step in leak containment?

- a) Ignore warnings
- b) Evacuate
- c) Cleanup
- d) Assess the scene

Correct Answer: d) Assess the scene

Explanation: The first step in leak containment is to assess the scene. This assessment allows hazardous materials technicians to evaluate the extent of the leak, identify hazards, and determine the appropriate containment methods. A thorough evaluation is crucial for ensuring safety and effective response during hazardous material incidents.

20. Which odor might indicate a chemical spill?

- a) Earthy
- b) Sweet vanilla
- c) Sharp, acrid
- d) Fresh bread

Correct Answer: c) Sharp, acrid

Explanation: A sharp, acrid odor often indicates a chemical spill, particularly from corrosive or toxic substances. Hazardous materials technicians are trained to recognize these types of odors as potential warnings of hazardous conditions, prompting them to take the necessary precautions to ensure safety during response operations.

21. What is the significance of the white section on NFPA?

- a) Flammability
- b) Special hazards
- c) Reactivity
- d) Health risks

Correct Answer: b) Special hazards

Explanation: The white section of the NFPA label indicates special hazards, which may include radiation, acid, or other unique risks associated with a substance. Hazardous materials technicians use this information to implement additional safety measures and protective equipment when dealing with materials that present specific dangers.



22. What does a high reactivity rating imply?

- a) Highly reactive
- b) Low danger
- c) Non-hazardous
- d) Stable substance

Correct Answer: a) Highly reactive

Explanation: A high reactivity rating on the NFPA label implies that the substance is highly reactive and poses significant risks of dangerous reactions. Hazardous materials technicians must be aware of these ratings to take necessary precautions and ensure safe handling during spills or leaks involving reactive materials.

23. What does the NFPA label's number range represent?

- a) Shipping details
- b) Product ingredients
- c) Hazard severity
- d) Storage guidelines

Correct Answer: c) Hazard severity

Explanation: The number range on the NFPA label represents hazard severity across categories such as health, flammability, and reactivity. Each number, from 0 to 4, indicates the level of risk associated with the substance. For hazardous materials technicians, understanding these ratings is crucial for implementing safety protocols and response strategies.

24. What should technicians avoid when identifying materials?

- a) Guessing
- b) Observing odors
- c) Accurate assessments
- d) Using labels

Correct Answer: a) Guessing

Explanation: Technicians should avoid guessing when identifying materials. Accurate assessments based on visual and odor clues are essential for classifying unknown substances and determining appropriate safety measures. Guesswork can lead to dangerous situations, which is why hazardous materials technicians rely on methodical approaches to ensure safety.

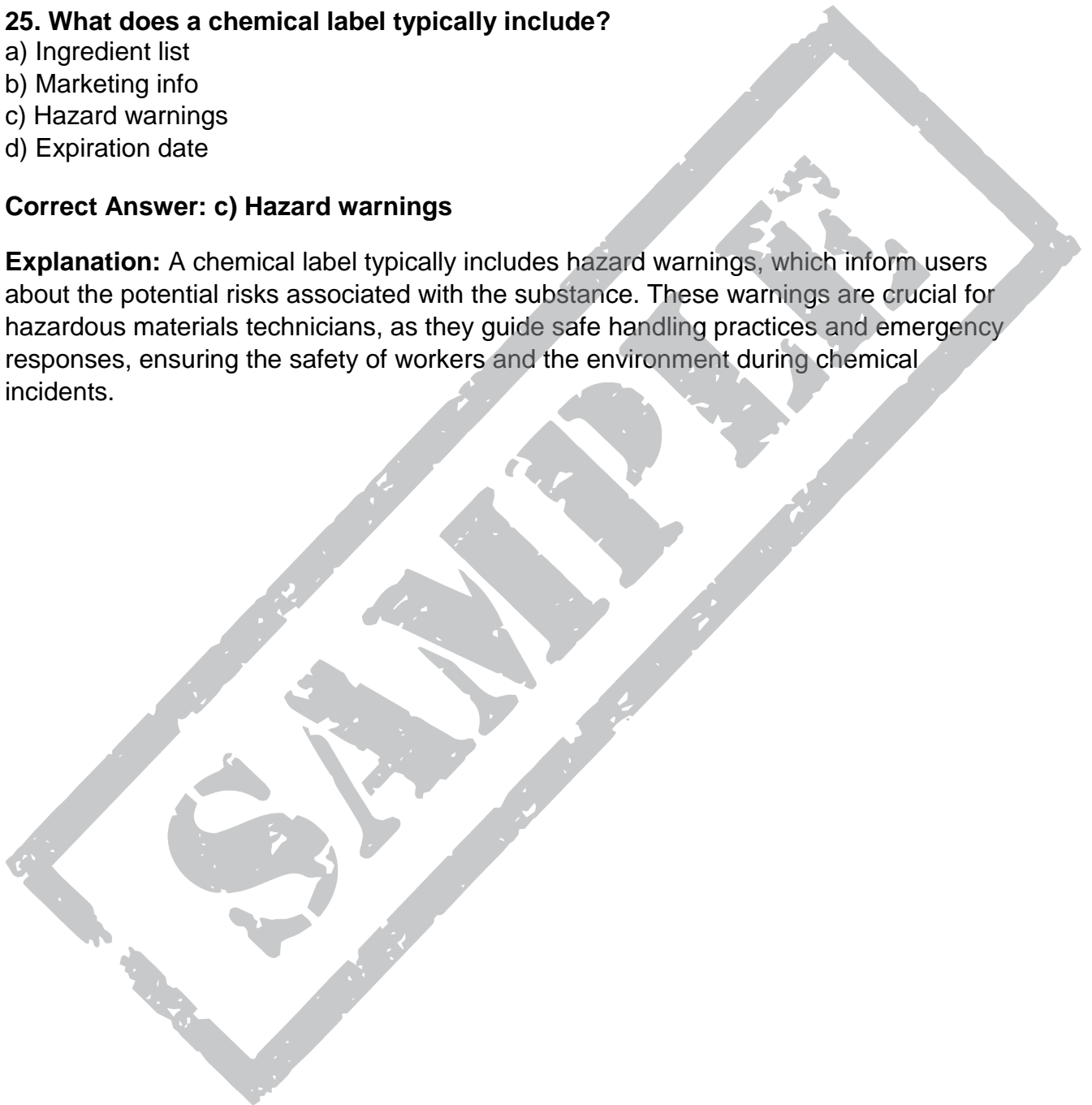


25. What does a chemical label typically include?

- a) Ingredient list
- b) Marketing info
- c) Hazard warnings
- d) Expiration date

Correct Answer: c) Hazard warnings

Explanation: A chemical label typically includes hazard warnings, which inform users about the potential risks associated with the substance. These warnings are crucial for hazardous materials technicians, as they guide safe handling practices and emergency responses, ensuring the safety of workers and the environment during chemical incidents.



Subject - 1

- 1). (A) (B) (C) (D) 6). (A) (B) (C) (D) 11). (A) (B) (C) (D)
- 2). (A) (B) (C) (D) 7). (A) (B) (C) (D) 12). (A) (B) (C) (D)
- 3). (A) (B) (C) (D) 8). (A) (B) (C) (D) 13). (A) (B) (C) (D)
- 4). (A) (B) (C) (D) 9). (A) (B) (C) (D) 14). (A) (B) (C) (D)
- 5). (A) (B) (C) (D) 10). (A) (B) (C) (D) 15). (A) (B) (C) (D)
- 16). (A) (B) (C) (D) 21). (A) (B) (C) (D)
- 17). (A) (B) (C) (D) 22). (A) (B) (C) (D)
- 18). (A) (B) (C) (D) 23). (A) (B) (C) (D)
- 19). (A) (B) (C) (D) 24). (A) (B) (C) (D)
- 20). (A) (B) (C) (D) 25). (A) (B) (C) (D)



About the Creators:

Bobby Bedi:

Bobby Bedi, co-creator of the Journeyman Study Guide, calls the Pacific Northwest home, where he has built an extensive career spanning more than two decades. His diverse background, which includes architecture, digital innovation, and industrial marketing, has given him a unique ability to bridge traditional industries with cutting-edge digital solutions. Bobby has worked across a spectrum of industries, from agile startups to publicly traded companies and educational platforms, bringing a depth of experience that has been crucial to the platform's success.

Bobby's precision and problem-solving skills, refined through his years in architecture, have seamlessly transitioned into his work in digital marketing and technology. Since 2006, Bobby has been at the forefront of digital innovation, applying his expertise to transform trade education. He has been instrumental in developing cutting-edge, user-friendly platforms that make learning accessible across the globe, combining technology with education to create impactful online experiences.

As co-creator of the platform, Bobby also plays a key role in the industrial sector, where he helps companies scale by leveraging his expertise in digital marketing and business strategy. His dedication to making education affordable and impactful has driven the growth of the Journeyman Study Guide, ensuring that individuals at every stage of their careers have access to quality learning tools.

Kris McFarlane:

Kris McFarlane, co-creator of the Journeyman Study Guide, has over two decades of experience in business development, education, and the trades. Based in the Pacific Northwest, Kris has worked with a range of organizations—from agile startups to publicly traded companies—driving business growth and developing successful strategies across industries. His expertise in scaling businesses and creating educational platforms has been key to the guide's reach and effectiveness.

Kris's deep roots in the trades and industrial sector, paired with his extensive experience in business development, give him a unique ability to understand both the practical and strategic needs of companies and individuals. His leadership and ability to mentor others have helped shape the platform, making it a go-to resource for tradespeople seeking career advancement and certification.

Having struggled with traditional education early in life, Kris understands the importance of making learning accessible for everyone. His passion for empowering others, especially those who feel underserved by conventional education systems, is reflected in every aspect of the Journeyman Study Guide. Kris's work is driven by a commitment to helping aspiring tradespeople succeed in their careers through affordable, practical, and accessible learning resources.

Work with the Creators

As co-creators of the Journeyman Study Guide, Bobby Bedi and Kris McFarlane draw from extensive experience working with agile startups, publicly traded companies, and education platforms. Their combined expertise has shaped a platform that empowers businesses and individuals alike. To learn more or explore opportunities with the *Unity Crest Solutions team*, visit UnityCrestSolutions.com, where they continue to help organizations and people succeed.



About Unity Crest Solutions

At *Unity Crest Solutions*, our mission is clear: *Unite, Educate, and Innovate*. We stand at the forefront of *technological* and *educational* innovation, solving global business challenges with strategic, cutting-edge solutions. Founded on the core principles of *accessibility, efficiency, and continuous improvement*, Unity Crest has become a driving force in transforming industries and empowering organizations across diverse sectors.

Our team of visionary leaders—experts in *AI development, offshoring strategies, and comprehensive marketing*—is committed to delivering *tangible results* that boost progress and profitability. We specialize in *workforce empowerment*, offering tailored solutions to equip professionals and organizations with the tools they need to thrive in today's fast-paced global marketplace.

Unite, Educate, and Innovate

At Unity Crest, we believe in the power of *unity and education* to drive innovation. By bringing together *teams, technology, and knowledge*, we empower our clients to seize new opportunities and foster long-term growth.

Our Expertise Includes:

- *AI Development & Integration*: Leverage artificial intelligence to optimize your operations, enhance decision-making, and gain a long-lasting competitive edge.
- *Offshoring Strategy*: Seamlessly integrate global talent into your business model to boost efficiency, lower operational costs, and improve flexibility.
- *SAP Implementation*: Streamline and enhance your business processes with seamless SAP integration, ensuring better decision-making and operational transparency.
- *Comprehensive Marketing Solutions*: From data-driven marketing strategies to full-scale execution, we amplify your brand's presence and drive measurable results.
- *Adult Education Programs*: Equip your workforce with the skills they need to excel, using customized, impactful training programs tailored to your specific business needs.
- *Business Process Outsourcing*: Delegate key business functions to our expert teams, allowing you to focus on strategic growth while improving overall operational efficiency.

Global Reach, Local Expertise

With offices in *North America* and *South Asia*, Unity Crest Solutions provides localized solutions with a *global mindset*. Whether you're streamlining operations or scaling your business, we have the expertise to meet your needs.

Let's Work Together

Ready to *unite* your resources, *educate* your workforce, and *innovate* for the future? Visit UnityCrestSolutions.com to learn more and start a conversation about your path to success.



Disclaimer

At *Journeyman Study Guide*, we're committed to helping you succeed in your trade, but there are a few key points to understand before using our resources. This guide is designed to *supplement* your exam preparation and does not replace the *official study materials* provided by your state's licensing board, trade union, or other certifying bodies. While we've aligned our content with general U.S. trade standards, it's important to recognize that *certification requirements vary by state*, and specific regulations may differ based on your jurisdiction.

The questions, answers, and explanations provided are intended to help you gain a broader understanding of trade concepts and common exam formats. However, these materials are *general study aids* and do not guarantee a passing score on any official certification exam. Your success depends on factors such as your *practical experience, study habits*, and use of official resources from your state or certifying body. For best results, we recommend using this guide alongside the most current materials issued by your local authorities.

Journeyman Study Guide and *Unity Crest Solutions Inc.* are not responsible for any inaccuracies, updates, or changes in exam content, regulations, or certification processes that may occur after publication. It is your responsibility to stay informed of any updates or changes to your trade's certification process. Always refer to your state's *regulatory board, trade union, or official exam providers* for the most accurate and up-to-date information.

This guide is intended for *educational purposes only* and is not a substitute for formal trade education, apprenticeship programs, or other accredited training. *Hands-on experience* and *formal training* are essential components of trade certification, and this guide is meant to complement—not replace—those elements.

By using this guide, you acknowledge that *Journeyman Study Guide, Unity Crest Solutions Inc., its employees, partners, and affiliates* provide study aids and practice materials only and cannot guarantee exam results, certification, or employment. *Journeyman Study Guide, Unity Crest Solutions Inc.,* and the authors are not responsible for any outcomes related to your licensing, certification, or employment based on your use of this guide. The content within this guide is provided "*as is*" without warranties, either express or implied.

Indemnification

By using this guide, you agree to indemnify and hold harmless *Journeyman Study Guide, Unity Crest Solutions Inc., its employees, partners, authors, and affiliates* from any claims, damages, liabilities, or expenses, including legal fees, arising from your use of this guide or your reliance on its content.

All content in this guide, including questions, answers, and explanations, is the *intellectual property* of *Journeyman Study Guide* and *Unity Crest Solutions Inc.* Unauthorized reproduction or distribution of this material without consent is prohibited and may result in legal action.

We're here to support your journey toward becoming a certified tradesperson. However, your success ultimately depends on your own effort, practical experience, and thorough preparation with official resources.



Unlock Your Potential With the Journeyman Study Guide

Embark on a journey to excellence in your trade with the Journeyman Study Guide, an essential resource for aspiring tradespeople. This guide is meticulously crafted to provide you with the knowledge and skills required to succeed on the Journeyman exam. Whether you're a seasoned professional or new to the field, this guide offers valuable insights to enhance your understanding and boost your confidence.

What's Inside:

- **Detailed Overviews** of potential exam formats and key concepts.
- **Practical Tips** for effective study habits and exam strategies.
- **Practice Questions** to test your knowledge and sharpen your skills.

Tailored to Your Needs:

Our guide is specifically designed for a variety of trades across all Canadian provinces, ensuring you receive the most relevant and comprehensive information possible.

Testimonials:

"As an apprentice, the Journeyman Study Guide made complex topics manageable, boosting my confidence, income and career." - Emily Tran, Apprentice Carpenter

"Adapting to Canadian standards was really hard, but the guide bridged the gap between my previous experiences and Canadian requirements." - Ahmed Al-Sayed, Plumber, originally from Egypt

"As an instructor, I find the Journeyman Study Guide aligns well with the curriculum and significantly aids my students." - Derek Smith, Welding Instructor

A Companion, Not a Substitute:

Remember, the Journeyman Study Guide is a tool to complement your study regimen. For optimal results, use this guide in conjunction with the latest official materials issued by government authorities.


Are You Ready to Take the Next Step?

With the Journeyman Study Guide in hand, you are well-equipped to tackle the challenges of the exam and step confidently into your career as a certified tradesperson.

Join thousands of successful tradespeople who have advanced their careers with our guide.

Your journey to becoming Journeyman certified starts here!

Visit us at JourneymanStudyGuide.com today.



**UNITY
CREST
SOLUTIONS INC.**
UnityCrestSolutions.com