

# JOURNEYMAN STUDY GUIDE TACTICAL EQUIPMENT TECHNICIAN YEAR 1

**250 EXAM PREP QUESTIONS,  
WITH EXPLAINED ANSWERS**



APPRENTICES | INSTRUCTORS | INSTITUTES

[JourneymanStudyGuide.com](http://JourneymanStudyGuide.com)

UNITY CREST SOLUTIONS INC.

## Who Is Journeyman Study Guide For?

Welcome to *Journeyman Study Guide*—your key to unlocking success in your trade, earning the recognition you deserve, and building a solid career in America. Whether you're an apprentice just starting out, a seasoned professional, or someone new to the country and adjusting to U.S. trade standards, this guide is designed to complement your learning and support you along the way. While it provides valuable insights and resources, it's not a substitute for official materials required for certification.

## How We Help You Succeed

1. *Apprentices*: Looking to kickstart your career? Our study guides and practice tests will help you build the foundational skills you need to succeed.
2. *Tradespeople*: New to the U.S. or advancing in your career? We offer detailed questions, answers, and explanations to help you understand industry standards and excel in your work.
3. *Instructors*: Need reliable teaching tools? Our question banks and online tests are great for guiding your students through trade concepts and preparing them for certification.
4. *Educational Institutions*: Looking for tailored materials? Our study guides, quizzes, and exams are designed to fit into your existing curriculum, offering valuable resources for students.
5. *Unions*: Searching for effective ways to train your members? Our easy-to-follow format ensures that each member gains the knowledge they need to thrive in their trade.

## What Journeyman Study Guide Offers:

1. *Tailored Study Guides*: Access the core knowledge you need, whether you're preparing for your exam, familiarizing yourself with U.S. trade standards, or simply refining your trade skills.
2. *Real-World Practice Tests*: Simulate actual exam conditions with online tests that help you measure your progress and improve your job-ready skills.
3. *Skill-Building Question Banks*: Strengthen your understanding with questions that not only prepare you for the exam but also help you master key concepts in your day-to-day work.
4. *In-Depth Explanations*: Get detailed explanations for each answer, helping you understand not just how, but why, the answers are correct—improving both test results and practical knowledge.
5. *Additional Learning Resources*: Dive into supplementary guides on topics like math, safety protocols, and management strategies that are valuable for both certification and long-term career growth.



## Tools for Your Success

Each of these resources is crafted to ensure you're fully prepared for your Journeyman exam and ready to excel in your trade. From gaining core knowledge with our tailored study guides to testing your skills with real-world practice exams, we provide everything you need to boost your understanding. Our in-depth explanations clarify key concepts, while additional learning resources like math, safety, and management guides give you the tools to succeed in your career and continue growing as a tradesperson.

## How to Use This Guide

The *Journeyman Study Guide* is a *helpful tool* designed to complement your preparation for certification exams. While it includes practice questions, explanations, and supplementary resources, it's important to use this guide *alongside your official study materials* and hands-on training. The more you combine this guide with your practical experience and state-approved coursework, the better prepared you'll be for both your exam and your career in the trade.

## Ready to Take the First Step Toward Success?

Don't let anything hold you back. Visit *JourneymanStudyGuide.com* to unlock the resources that will elevate your skills, boost your confidence, and secure the income and recognition you deserve. Whether you're an apprentice, a tradesperson, or an instructor, our *online tests, questions and answers, and detailed explanations* are designed to help you at every stage of your career. *Remember, this guide is a tool to help you succeed—it works best when paired with hands-on learning and official materials.*

Thousands of tradespeople have already transformed their careers, increased their income, and improved their lives with the *Journeyman Study Guide*.

Don't wait—join them today and take the next step toward your success!



## Why Journeyman Study Guide?

We're committed to making trade education *accessible, flexible, and affordable* to anyone in America. You don't need to worry about the high cost of learning—we believe nothing should stop you from earning top wages in your trade.

This guide isn't just a quick fix—it's a tool designed to *highlight your strengths, pinpoint areas for improvement, and focus your efforts* where they matter most. Whether you choose our *online tests, questions and answers, or detailed explanations*, you'll get the right tools to prepare for whatever challenges lie ahead. *However, it's not a replacement for official training or certification resources.*

## Success Stories from Real People

We've helped thousands of tradespeople—apprentices, seasoned professionals, and those new to America—gain the confidence and skills needed to pass their exams and advance their careers.

Here's what some of our users have to say:

"The *online tests* in the Journeyman Study Guide were a game-changer. They gave me a clear sense of what to expect on the exam, and the *questions and answers* helped me focus on exactly what I needed to improve, especially in areas I had struggled with before."

— Jessica Taylor, Apprentice Ironworker

"Journeyman's *questions, answers, and explanations* made it easier for me to understand the trade standards here in the U.S. The *detailed explanations* filled gaps in my knowledge and gave me the confidence to pass my exams."

— Carlos Ramirez, Electrician, originally from Mexico

"As a union instructor, I rely on the *Journeyman Study Guide's question and answer sections* to reinforce my students' learning. The *online tests* are a great way to track their progress and make sure they're ready for the real exam."

— John Davis, Union Welding Instructor

## Ready to Start Your Own Success Story?

Don't just read about others' achievements—take the first step towards your own career growth. Whether you're preparing for your exam or looking to sharpen your trade skills, *Journeyman Study Guide* has the tools to help you succeed.

Visit [JourneymanStudyGuide.com](http://JourneymanStudyGuide.com) and get started today!



## What This Book Will Teach You

This isn't just about reading and memorizing; it's about *preparing* you for real-world challenges. At Journeyman Study Guide, we've helped thousands of people pass their exams and advance their careers. But the truth is—success takes more than book smarts. Here's what you need to know:

1. *It's not easy:* Becoming a certified journeyman requires hard work, patience, and a real dedication to learning. This guide will help you navigate the complexity, but the journey itself requires you to commit to the process. At the end, you'll not only have earned your certification but also be in a stronger position for long-term success in your career.
2. *You will need to put in effort:* Our practice tests, questions, and explanations are incredibly useful, but they can only get you so far without your own effort. You need to engage with the material and be prepared to revisit concepts to fully understand them. This preparation will also help you manage test anxiety and give you the tools to stay focused and confident when exam day comes.
3. *It's hands-on:* While this guide provides the foundational knowledge and key concepts, your true growth comes from hands-on experience in the trade. This guide is designed to complement that experience and help you feel more prepared on the job. By understanding the 'why' behind the work, you'll find yourself better equipped for both the exam and your everyday trade responsibilities.

*Our online tests and question and answer sections* are here to help you feel confident, prepared, and capable, but remember—they're meant to *complement*, not replace, the hands-on training you'll need to master your trade and succeed in certification.

## What This Guide Is and Isn't

Before you dive into the resources, it's important to know that *Journeyman Study Guide* is a *helpful tool* designed to prepare you for your exam by offering practice questions, answers, and explanations similar to what you may encounter. However, *state requirements vary*, and this guide should be used *alongside official state or industry resources* to ensure you're fully prepared.



## Disclaimer

Journeyman Study Guide is designed to *supplement* your preparation for certification exams and *does not replace* official materials provided by your state's *licensing board, union, or certifying body*. While we provide valuable tools like *questions and answers* and *online tests*, success on your certification exam depends on multiple factors, including *hands-on experience, study habits, and use of official resources*.

We are not responsible for any changes in exam content or state regulations that occur after publication. For the latest, most accurate information, always check with your *state regulatory board or certifying authority*.

By using this guide, you agree that *Journeyman Study Guide*, its authors, and affiliates are *not liable* for any exam results, certification outcomes, or employment-related issues. This guide is provided as a *general study tool* and cannot guarantee success on your exam.


## Indemnification

By using this guide, you agree to indemnify and hold harmless *Journeyman Study Guide* and Unity Crest Solutions, its authors, and affiliates from any claims, damages, or liabilities arising from your use of this guide.

## Unlock Your Potential Today

Your future in the trades starts with *Journeyman Study Guide*. We're here to give you the knowledge and confidence to pass your certification exams and build a successful career. Whether you're an apprentice or experienced tradesperson, our *study guides, online tests, and questions with explanations* are designed to help you at every stage of your journey.

Visit [JourneymanStudyGuide.com](http://JourneymanStudyGuide.com) and take the next step toward success.



# QUESTIONS



## **Year 1: Foundations of Tactical Firearms Technology**

### **Subject 3: Firearm Components and Mechanisms**

#### **1. What is the purpose of a trigger?**

- a) Holds ammunition securely
- b) Enhances aiming accuracy
- c) Adjusts sight elevation
- d) Initiates firing sequence

**Correct Answer: d) Initiates firing sequence**

**Explanation:** The trigger is a crucial component of firearms that initiates the firing sequence when pulled. It releases the firing mechanism, allowing the firing pin to strike the cartridge primer, igniting the gunpowder and firing the bullet. Understanding trigger function is vital for safe and effective firearm operation.

#### **2. Which part holds the ammunition in a handgun?**

- a) Barrel
- b) Slide
- c) Grip
- d) Magazine

**Correct Answer: d) Magazine**

**Explanation:** The magazine is the component that holds the ammunition in a handgun. It feeds cartridges into the chamber as the slide cycles. This mechanism is essential for the functioning of semi-automatic and automatic handguns, allowing for rapid firing without manual reloading after each shot.

#### **3. How does a safety mechanism function?**

- a) Increases firing rate
- b) Reduces recoil
- c) Prevents accidental discharge
- d) Stabilizes aim

**Correct Answer: c) Prevents accidental discharge**

**Explanation:** A safety mechanism is designed to prevent accidental discharge of a firearm. When engaged, it blocks the trigger or firing mechanism, ensuring that the gun cannot fire until the safety is disengaged. This is crucial for safe handling and storage, especially in environments where firearms are present.



#### 4. What type of action does a bolt-action rifle use?

- a) Semi-automatic cycling
- b) Gas-operated cycling
- c) Automatic cycling
- d) Manual cycling

**Correct Answer: d) Manual cycling**

**Explanation:** A bolt-action rifle utilizes manual cycling, where the shooter must manually operate the bolt to chamber a round after each shot. This mechanism provides reliability and accuracy, making bolt-action rifles popular for precision shooting and hunting. Understanding its operation is essential for effective use in the field.

#### 5. What is a characteristic of semi-automatic firearms?

- a) Fires continuously without stopping
- b) Fires one round per trigger pull
- c) Uses a single-shot mechanism
- d) Requires manual reloading

**Correct Answer: b) Fires one round per trigger pull**

**Explanation:** Semi-automatic firearms are designed to fire one round each time the trigger is pulled. The firearm automatically chambers the next round after firing, allowing for quick follow-up shots. This mechanism is widely used in handguns and rifles for personal defense and sport shooting.

#### 6. What is the function of a firing pin?

- a) Holds the magazine
- b) Adjusts sight alignment
- c) Strikes the cartridge primer
- d) Stabilizes the firearm

**Correct Answer: c) Strikes the cartridge primer**

**Explanation:** The firing pin is a critical component that strikes the cartridge primer, igniting the gunpowder inside the cartridge and firing the bullet. It is a key part of the firing mechanism in most firearms, including handguns, rifles, and shotguns. Understanding its function helps ensure proper maintenance and operation.



**7. Which component is responsible for aiming a firearm?**

- a) Magazine
- b) Barrel
- c) Safety
- d) Trigger

**Correct Answer: b) Barrel**

**Explanation:** The barrel is the component of a firearm that directs the bullet towards the target. It is essential for accuracy, as its length and design can affect the bullet's trajectory. Understanding the role of the barrel is fundamental for anyone involved in firearms, especially for aiming and shooting techniques.

**8. What action do fully automatic firearms perform?**

- a) Manual reload required
- b) Continuous round firing
- c) Single shot only
- d) Semi-automatic firing

**Correct Answer: b) Continuous round firing**

**Explanation:** Fully automatic firearms can fire continuously as long as the trigger is held down. This mechanism allows for rapid fire without the need for manual reloading between shots. Understanding this function is crucial for tactical operations and training, as it significantly affects rate of fire and ammunition management.

**9. What does the slide do in a semi-automatic handgun?**

- a) Stabilizes aim
- b) Adjusts recoil
- c) Holds ammunition
- d) Chambers the next round

**Correct Answer: d) Chambers the next round**

**Explanation:** The slide in a semi-automatic handgun serves to chamber the next round after firing. It moves back and forth, ejecting the spent cartridge and loading a new one from the magazine. This action is essential for the handgun's operation, allowing for rapid follow-up shots.



**10. Which mechanism do shotguns typically use?**

- a) Bolt-action
- b) Single-shot
- c) Pump-action
- d) Lever-action

**Correct Answer: c) Pump-action**

**Explanation:** Pump-action is a common mechanism used in shotguns, where the shooter manually pumps the fore-end to eject the spent shell and chamber a new round. This design allows for quick follow-up shots and is widely used in hunting and tactical situations. Understanding this mechanism is vital for efficient use.

**11. What does the safety lever control?**

- a) Recoil management
- b) Sight alignment
- c) Barrel length
- d) Trigger engagement

**Correct Answer: d) Trigger engagement**

**Explanation:** The safety lever controls the engagement of the trigger mechanism, preventing the firearm from firing when engaged. This feature is essential for safe handling, allowing users to carry and store firearms without the risk of accidental discharge. Familiarity with safety mechanisms is critical for responsible firearm ownership.

**12. In a revolver, how does the cylinder function?**

- a) Locks the barrel
- b) Stabilizes aim
- c) Holds ammunition
- d) Ejects cartridges

**Correct Answer: c) Holds ammunition**

**Explanation:** The cylinder in a revolver holds multiple cartridges in separate chambers. As the cylinder rotates, it aligns a chamber with the barrel for firing. This design allows for multiple shots without reloading, making revolvers a popular choice for personal defense and sport shooting.



**13. What does a magazine release do?**

- a) Loads the chamber
- b) Ejects spent cartridges
- c) Releases the magazine
- d) Holds ammunition

**Correct Answer: c) Releases the magazine**

**Explanation:** The magazine release is a mechanism that allows the shooter to detach the magazine from the firearm. This is essential for reloading and maintaining the firearm. Understanding the location and function of the magazine release is important for efficient operation and quick reloads during use.

**14. What is the primary role of the recoil spring?**

- a) Stabilizes aim
- b) Ejects spent cartridges
- c) Chambers the next round
- d) Absorbs recoil

**Correct Answer: d) Absorbs recoil**

**Explanation:** The recoil spring's primary role is to absorb recoil generated when the firearm is discharged. It helps return the slide to its original position, allowing for the next round to be chambered. Understanding the recoil spring's function contributes to better control and handling of the firearm during shooting.

**15. How does a gas-operated mechanism work?**

- a) Uses electrical power
- b) Requires manual cycling
- c) Uses gas from fired cartridges
- d) Relies on gravity

**Correct Answer: c) Uses gas from fired cartridges**

**Explanation:** A gas-operated mechanism utilizes gas from fired cartridges to cycle the action and chamber the next round. This system enhances firing efficiency and speed, commonly found in semi-automatic and fully automatic firearms. Understanding this mechanism is crucial for technicians working with various types of firearms.



**16. What does the term "double-action" refer to?**

- a) Two trigger pulls
- b) Two types of ammunition
- c) Two firing modes
- d) Two magazines

**Correct Answer: a) Two trigger pulls**

**Explanation:** Double-action refers to a mechanism that allows the shooter to fire the firearm by pulling the trigger, which both cocks the hammer and releases it. This feature offers a quicker draw and shot opportunity, especially in critical situations. Understanding double-action mechanics is essential for effective operation of certain handguns.

**17. What is the purpose of a barrel's rifling?**

- a) Adjusts firing pin
- b) Stabilizes bullet spin
- c) Holds ammunition
- d) Increases recoil

**Correct Answer: b) Stabilizes bullet spin**

**Explanation:** The rifling inside a barrel consists of grooves that spin the bullet as it travels down the barrel. This spin stabilizes the bullet's flight path, improving accuracy and distance. Understanding barrel rifling is vital for technicians and shooters aiming for precision in their shooting performance.

**18. What does the term "magnum" refer to in firearms?**

- a) Larger cartridge size
- b) Safety feature
- c) Semi-automatic action
- d) Bolt-action mechanism

**Correct Answer: a) Larger cartridge size**

**Explanation:** The term "magnum" refers to a larger cartridge size that typically offers greater velocity and energy than standard cartridges. This designation is common in rifles and handguns, providing increased stopping power for hunting and self-defense. Understanding magnum cartridges is important for selecting appropriate firearms for specific applications.



**19. What is a key feature of a break-action shotgun?**

- a) Holds multiple shells
- b) Uses a magazine
- c) Semi-automatic operation
- d) Manual opening

**Correct Answer: d) Manual opening**

**Explanation:** A break-action shotgun features a hinge that allows the barrel to be manually opened for loading and unloading cartridges. This design is simple and reliable, making it popular for hunting and sport shooting. Understanding the operation of break-action shotguns is essential for effective use and maintenance.

**20. How does a hammer function in firearms?**

- a) Locks the barrel
- b) Holds the magazine
- c) Stabilizes aim
- d) Strikes the firing pin

**Correct Answer: d) Strikes the firing pin**

**Explanation:** The hammer is a component that strikes the firing pin when released, initiating the firing sequence. This mechanism is found in many traditional firearms, contributing to their firing operation. Understanding how the hammer functions is crucial for firearm safety and handling during operation.

**21. What feature differentiates a single-action handgun?**

- a) Continuous firing capability
- b) Automatic reloading
- c) Requires cocking before firing
- d) Manual cycling

**Correct Answer: c) Requires cocking before firing**

**Explanation:** A single-action handgun requires the shooter to manually cock the hammer before firing. This feature impacts the shooting technique, as each shot necessitates a separate action to prepare the firearm. Understanding single-action mechanisms is essential for proper handling and accurate shooting.



**22. What is the primary purpose of a fore-end on a shotgun?**

- a) Holds ammunition
- b) Stabilizes barrel
- c) Ejects spent shells
- d) Provides grip

**Correct Answer: d) Provides grip**

**Explanation:** The fore-end on a shotgun serves as a grip point for the shooter, allowing for better control and stabilization during firing. It is also essential for operating pump-action shotguns, where the shooter must manually cycle the action. Understanding the fore-end's purpose aids in effective shotgun handling.

**23. How does a safety catch work?**

- a) Holds ammunition securely
- b) Blocks trigger movement
- c) Adjusts aim
- d) Increases firing rate

**Correct Answer: b) Blocks trigger movement**

**Explanation:** A safety catch blocks the movement of the trigger to prevent accidental firing. When engaged, it ensures that the firearm cannot be discharged until the safety is deactivated. This feature is crucial for safe firearm handling, especially in environments where accidental discharge could lead to dangerous situations.

**24. What is the role of the gas block in a rifle?**

- a) Stabilizes aim
- b) Holds the barrel
- c) Ejects spent cartridges
- d) Directs gas for cycling

**Correct Answer: d) Directs gas for cycling**

**Explanation:** The gas block in a rifle directs gas from fired cartridges into the action to cycle the firearm. This mechanism is central to the operation of gas-operated rifles, allowing for automatic or semi-automatic firing. Understanding the gas block's function is vital for ensuring reliable firearm operation and maintenance.

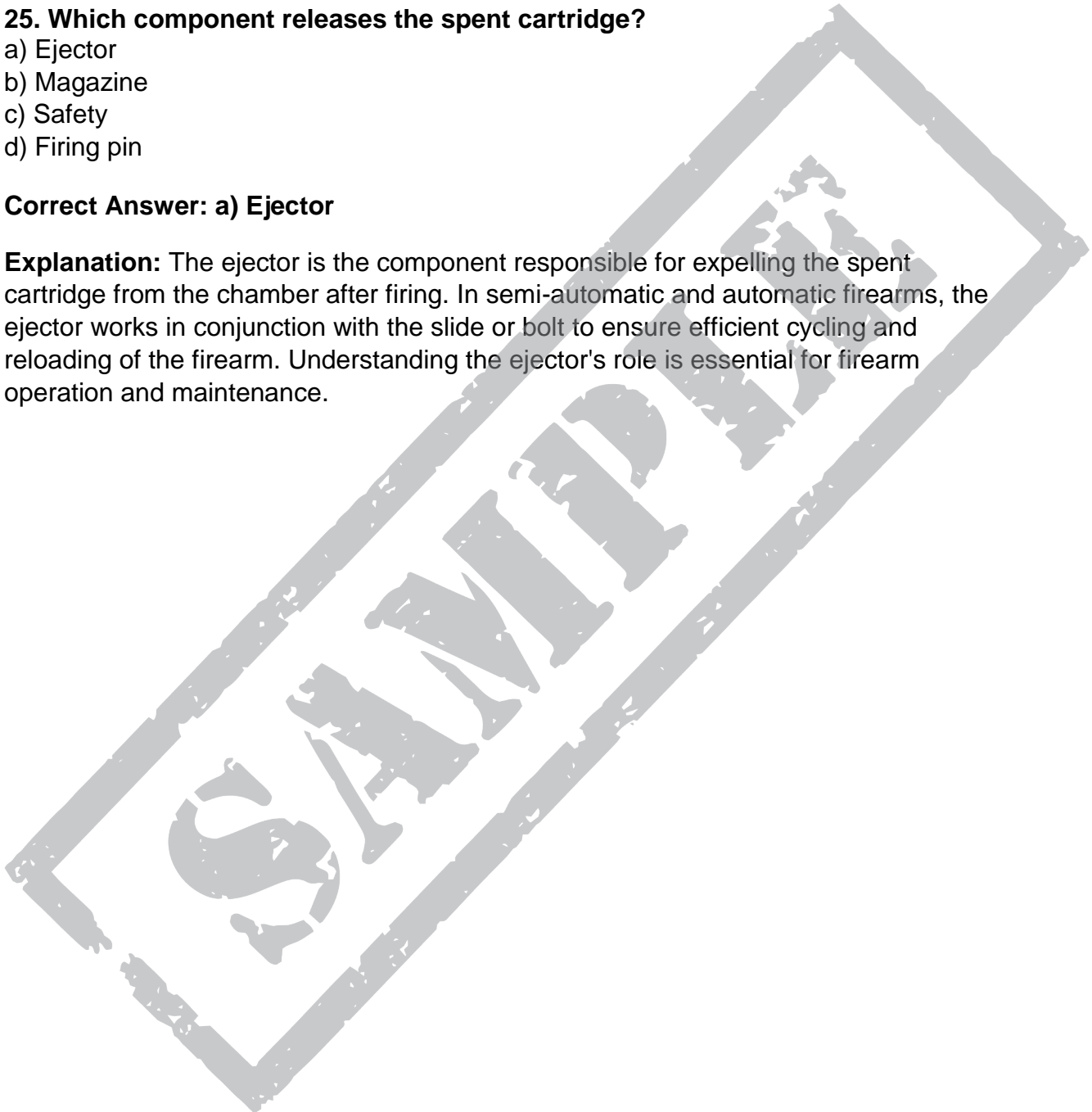


**25. Which component releases the spent cartridge?**

- a) Ejector
- b) Magazine
- c) Safety
- d) Firing pin

**Correct Answer: a) Ejector**

**Explanation:** The ejector is the component responsible for expelling the spent cartridge from the chamber after firing. In semi-automatic and automatic firearms, the ejector works in conjunction with the slide or bolt to ensure efficient cycling and reloading of the firearm. Understanding the ejector's role is essential for firearm operation and maintenance.



Subject - 1

- 1). (A) (B) (C) (D)      6). (A) (B) (C) (D)      11). (A) (B) (C) (D)
- 2). (A) (B) (C) (D)      7). (A) (B) (C) (D)      12). (A) (B) (C) (D)
- 3). (A) (B) (C) (D)      8). (A) (B) (C) (D)      13). (A) (B) (C) (D)
- 4). (A) (B) (C) (D)      9). (A) (B) (C) (D)      14). (A) (B) (C) (D)
- 5). (A) (B) (C) (D)      10). (A) (B) (C) (D)      15). (A) (B) (C) (D)
- 16). (A) (B) (C) (D)      21). (A) (B) (C) (D)
- 17). (A) (B) (C) (D)      22). (A) (B) (C) (D)
- 18). (A) (B) (C) (D)      23). (A) (B) (C) (D)
- 19). (A) (B) (C) (D)      24). (A) (B) (C) (D)
- 20). (A) (B) (C) (D)      25). (A) (B) (C) (D)



## About the Creators:

### Bobby Bedi:

Bobby Bedi, co-creator of the Journeyman Study Guide, calls the Pacific Northwest home, where he has built an extensive career spanning more than two decades. His diverse background, which includes architecture, digital innovation, and industrial marketing, has given him a unique ability to bridge traditional industries with cutting-edge digital solutions. Bobby has worked across a spectrum of industries, from agile startups to publicly traded companies and educational platforms, bringing a depth of experience that has been crucial to the platform's success.

Bobby's precision and problem-solving skills, refined through his years in architecture, have seamlessly transitioned into his work in digital marketing and technology. Since 2006, Bobby has been at the forefront of digital innovation, applying his expertise to transform trade education. He has been instrumental in developing cutting-edge, user-friendly platforms that make learning accessible across the globe, combining technology with education to create impactful online experiences.

As co-creator of the platform, Bobby also plays a key role in the industrial sector, where he helps companies scale by leveraging his expertise in digital marketing and business strategy. His dedication to making education affordable and impactful has driven the growth of the Journeyman Study Guide, ensuring that individuals at every stage of their careers have access to quality learning tools.

### Kris McFarlane:

Kris McFarlane, co-creator of the Journeyman Study Guide, has over two decades of experience in business development, education, and the trades. Based in the Pacific Northwest, Kris has worked with a range of organizations—from agile startups to publicly traded companies—driving business growth and developing successful strategies across industries. His expertise in scaling businesses and creating educational platforms has been key to the guide's reach and effectiveness.

Kris's deep roots in the trades and industrial sector, paired with his extensive experience in business development, give him a unique ability to understand both the practical and strategic needs of companies and individuals. His leadership and ability to mentor others have helped shape the platform, making it a go-to resource for tradespeople seeking career advancement and certification.

Having struggled with traditional education early in life, Kris understands the importance of making learning accessible for everyone. His passion for empowering others, especially those who feel underserved by conventional education systems, is reflected in every aspect of the Journeyman Study Guide. Kris's work is driven by a commitment to helping aspiring tradespeople succeed in their careers through affordable, practical, and accessible learning resources.

## Work with the Creators

As co-creators of the Journeyman Study Guide, Bobby Bedi and Kris McFarlane draw from extensive experience working with agile startups, publicly traded companies, and education platforms. Their combined expertise has shaped a platform that empowers businesses and individuals alike. To learn more or explore opportunities with the *Unity Crest Solutions team*, visit [UnityCrestSolutions.com](https://UnityCrestSolutions.com), where they continue to help organizations and people succeed.



## About Unity Crest Solutions

At *Unity Crest Solutions*, our mission is clear: *Unite, Educate, and Innovate*. We stand at the forefront of *technological* and *educational* innovation, solving global business challenges with strategic, cutting-edge solutions. Founded on the core principles of *accessibility, efficiency, and continuous improvement*, Unity Crest has become a driving force in transforming industries and empowering organizations across diverse sectors.

Our team of visionary leaders—experts in *AI development, offshoring strategies, and comprehensive marketing*—is committed to delivering *tangible results* that boost progress and profitability. We specialize in *workforce empowerment*, offering tailored solutions to equip professionals and organizations with the tools they need to thrive in today's fast-paced global marketplace.

## Unite, Educate, and Innovate

At Unity Crest, we believe in the power of *unity and education* to drive innovation. By bringing together *teams, technology, and knowledge*, we empower our clients to seize new opportunities and foster long-term growth.

## Our Expertise Includes:

- *AI Development & Integration*: Leverage artificial intelligence to optimize your operations, enhance decision-making, and gain a long-lasting competitive edge.
- *Offshoring Strategy*: Seamlessly integrate global talent into your business model to boost efficiency, lower operational costs, and improve flexibility.
- *SAP Implementation*: Streamline and enhance your business processes with seamless SAP integration, ensuring better decision-making and operational transparency.
- *Comprehensive Marketing Solutions*: From data-driven marketing strategies to full-scale execution, we amplify your brand's presence and drive measurable results.
- *Adult Education Programs*: Equip your workforce with the skills they need to excel, using customized, impactful training programs tailored to your specific business needs.
- *Business Process Outsourcing*: Delegate key business functions to our expert teams, allowing you to focus on strategic growth while improving overall operational efficiency.

## Global Reach, Local Expertise

With offices in *North America* and *South Asia*, Unity Crest Solutions provides localized solutions with a *global mindset*. Whether you're streamlining operations or scaling your business, we have the expertise to meet your needs.

## Let's Work Together

Ready to *unite* your resources, *educate* your workforce, and *innovate* for the future? Visit [UnityCrestSolutions.com](https://UnityCrestSolutions.com) to learn more and start a conversation about your path to success.



## Disclaimer

At *Journeyman Study Guide*, we're committed to helping you succeed in your trade, but there are a few key points to understand before using our resources. This guide is designed to *supplement* your exam preparation and does not replace the *official study materials* provided by your state's licensing board, trade union, or other certifying bodies. While we've aligned our content with general U.S. trade standards, it's important to recognize that *certification requirements vary by state*, and specific regulations may differ based on your jurisdiction.

The questions, answers, and explanations provided are intended to help you gain a broader understanding of trade concepts and common exam formats. However, these materials are *general study aids* and do not guarantee a passing score on any official certification exam. Your success depends on factors such as your *practical experience, study habits*, and use of official resources from your state or certifying body. For best results, we recommend using this guide alongside the most current materials issued by your local authorities.

*Journeyman Study Guide* and *Unity Crest Solutions Inc.* are not responsible for any inaccuracies, updates, or changes in exam content, regulations, or certification processes that may occur after publication. It is your responsibility to stay informed of any updates or changes to your trade's certification process. Always refer to your state's *regulatory board, trade union, or official exam providers* for the most accurate and up-to-date information.

This guide is intended for *educational purposes only* and is not a substitute for formal trade education, apprenticeship programs, or other accredited training. *Hands-on experience* and *formal training* are essential components of trade certification, and this guide is meant to complement—not replace—those elements.

By using this guide, you acknowledge that *Journeyman Study Guide, Unity Crest Solutions Inc., its employees, partners, and affiliates* provide study aids and practice materials only and cannot guarantee exam results, certification, or employment. *Journeyman Study Guide, Unity Crest Solutions Inc.*, and the authors are not responsible for any outcomes related to your licensing, certification, or employment based on your use of this guide. The content within this guide is provided "*as is*" without warranties, either express or implied.

## Indemnification

By using this guide, you agree to indemnify and hold harmless *Journeyman Study Guide, Unity Crest Solutions Inc., its employees, partners, authors, and affiliates* from any claims, damages, liabilities, or expenses, including legal fees, arising from your use of this guide or your reliance on its content.

All content in this guide, including questions, answers, and explanations, is the *intellectual property* of *Journeyman Study Guide* and *Unity Crest Solutions Inc.* Unauthorized reproduction or distribution of this material without consent is prohibited and may result in legal action.

We're here to support your journey toward becoming a certified tradesperson. However, your success ultimately depends on your own effort, practical experience, and thorough preparation with official resources.



# Unlock Your Potential With the Journeyman Study Guide

Embark on a journey to excellence in your trade with the Journeyman Study Guide, an essential resource for aspiring tradespeople. This guide is meticulously crafted to provide you with the knowledge and skills required to succeed on the Journeyman exam. Whether you're a seasoned professional or new to the field, this guide offers valuable insights to enhance your understanding and boost your confidence.

## What's Inside:

- **Detailed Overviews** of potential exam formats and key concepts.
- **Practical Tips** for effective study habits and exam strategies.
- **Practice Questions** to test your knowledge and sharpen your skills.

## Tailored to Your Needs:

Our guide is specifically designed for a variety of trades across all Canadian provinces, ensuring you receive the most relevant and comprehensive information possible.

## Testimonials:

"As an apprentice, the Journeyman Study Guide made complex topics manageable, boosting my confidence, income and career." - Emily Tran, Apprentice Carpenter

"Adapting to Canadian standards was really hard, but the guide bridged the gap between my previous experiences and Canadian requirements." - Ahmed Al-Sayed, Plumber, originally from Egypt

"As an instructor, I find the Journeyman Study Guide aligns well with the curriculum and significantly aids my students." - Derek Smith, Welding Instructor

## A Companion, Not a Substitute:

Remember, the Journeyman Study Guide is a tool to complement your study regimen. For optimal results, use this guide in conjunction with the latest official materials issued by government authorities.


## Are You Ready to Take the Next Step?

With the Journeyman Study Guide in hand, you are well-equipped to tackle the challenges of the exam and step confidently into your career as a certified tradesperson.

**Join thousands of successful tradespeople who have advanced their careers with our guide.**

**Your journey to becoming Journeyman certified starts here!**

**Visit us at [JourneymanStudyGuide.com](http://JourneymanStudyGuide.com) today.**



**UNITY  
CREST  
SOLUTIONS INC.**  
UnityCrestSolutions.com