


JOURNEYMAN STUDY GUIDE TACTICAL FIREARMS TECHNICIAN YEAR 3

**250 EXAM PREP QUESTIONS,
WITH EXPLAINED ANSWERS**



APPRENTICES | INSTRUCTORS | INSTITUTES

JourneymanStudyGuide.com

UNITY CREST SOLUTIONS INC.

Who Is Journeyman Study Guide For?

Welcome to *Journeyman Study Guide*—your key to unlocking success in your trade, earning the recognition you deserve, and building a solid career in America. Whether you're an apprentice just starting out, a seasoned professional, or someone new to the country and adjusting to U.S. trade standards, this guide is designed to complement your learning and support you along the way. While it provides valuable insights and resources, it's not a substitute for official materials required for certification.

How We Help You Succeed

1. *Apprentices*: Looking to kickstart your career? Our study guides and practice tests will help you build the foundational skills you need to succeed.
2. *Tradespeople*: New to the U.S. or advancing in your career? We offer detailed questions, answers, and explanations to help you understand industry standards and excel in your work.
3. *Instructors*: Need reliable teaching tools? Our question banks and online tests are great for guiding your students through trade concepts and preparing them for certification.
4. *Educational Institutions*: Looking for tailored materials? Our study guides, quizzes, and exams are designed to fit into your existing curriculum, offering valuable resources for students.
5. *Unions*: Searching for effective ways to train your members? Our easy-to-follow format ensures that each member gains the knowledge they need to thrive in their trade.

What Journeyman Study Guide Offers:

1. *Tailored Study Guides*: Access the core knowledge you need, whether you're preparing for your exam, familiarizing yourself with U.S. trade standards, or simply refining your trade skills.
2. *Real-World Practice Tests*: Simulate actual exam conditions with online tests that help you measure your progress and improve your job-ready skills.
3. *Skill-Building Question Banks*: Strengthen your understanding with questions that not only prepare you for the exam but also help you master key concepts in your day-to-day work.
4. *In-Depth Explanations*: Get detailed explanations for each answer, helping you understand not just how, but why, the answers are correct—improving both test results and practical knowledge.
5. *Additional Learning Resources*: Dive into supplementary guides on topics like math, safety protocols, and management strategies that are valuable for both certification and long-term career growth.



Tools for Your Success

Each of these resources is crafted to ensure you're fully prepared for your Journeyman exam and ready to excel in your trade. From gaining core knowledge with our tailored study guides to testing your skills with real-world practice exams, we provide everything you need to boost your understanding. Our in-depth explanations clarify key concepts, while additional learning resources like math, safety, and management guides give you the tools to succeed in your career and continue growing as a tradesperson.

How to Use This Guide

The *Journeyman Study Guide* is a *helpful tool* designed to complement your preparation for certification exams. While it includes practice questions, explanations, and supplementary resources, it's important to use this guide *alongside your official study materials* and hands-on training. The more you combine this guide with your practical experience and state-approved coursework, the better prepared you'll be for both your exam and your career in the trade.

Ready to Take the First Step Toward Success?

Don't let anything hold you back. Visit *JourneymanStudyGuide.com* to unlock the resources that will elevate your skills, boost your confidence, and secure the income and recognition you deserve. Whether you're an apprentice, a tradesperson, or an instructor, our *online tests, questions and answers, and detailed explanations* are designed to help you at every stage of your career. *Remember, this guide is a tool to help you succeed—it works best when paired with hands-on learning and official materials.*

Thousands of tradespeople have already transformed their careers, increased their income, and improved their lives with the *Journeyman Study Guide*.

Don't wait—join them today and take the next step toward your success!



Why Journeyman Study Guide?

We're committed to making trade education *accessible, flexible, and affordable* to anyone in America. You don't need to worry about the high cost of learning—we believe nothing should stop you from earning top wages in your trade.

This guide isn't just a quick fix—it's a tool designed to *highlight your strengths, pinpoint areas for improvement, and focus your efforts* where they matter most. Whether you choose our *online tests, questions and answers, or detailed explanations*, you'll get the right tools to prepare for whatever challenges lie ahead. *However, it's not a replacement for official training or certification resources.*

Success Stories from Real People

We've helped thousands of tradespeople—apprentices, seasoned professionals, and those new to America—gain the confidence and skills needed to pass their exams and advance their careers.

Here's what some of our users have to say:

"The *online tests* in the Journeyman Study Guide were a game-changer. They gave me a clear sense of what to expect on the exam, and the *questions and answers* helped me focus on exactly what I needed to improve, especially in areas I had struggled with before."

— Jessica Taylor, Apprentice Ironworker

"Journeyman's *questions, answers, and explanations* made it easier for me to understand the trade standards here in the U.S. The *detailed explanations* filled gaps in my knowledge and gave me the confidence to pass my exams."

— Carlos Ramirez, Electrician, originally from Mexico

"As a union instructor, I rely on the *Journeyman Study Guide's question and answer sections* to reinforce my students' learning. The *online tests* are a great way to track their progress and make sure they're ready for the real exam."

— John Davis, Union Welding Instructor

Ready to Start Your Own Success Story?

Don't just read about others' achievements—take the first step towards your own career growth. Whether you're preparing for your exam or looking to sharpen your trade skills, *Journeyman Study Guide* has the tools to help you succeed.

Visit JourneymanStudyGuide.com and get started today!



What This Book Will Teach You

This isn't just about reading and memorizing; it's about *preparing* you for real-world challenges. At Journeyman Study Guide, we've helped thousands of people pass their exams and advance their careers. But the truth is—success takes more than book smarts. Here's what you need to know:

1. *It's not easy:* Becoming a certified journeyman requires hard work, patience, and a real dedication to learning. This guide will help you navigate the complexity, but the journey itself requires you to commit to the process. At the end, you'll not only have earned your certification but also be in a stronger position for long-term success in your career.
2. *You will need to put in effort:* Our practice tests, questions, and explanations are incredibly useful, but they can only get you so far without your own effort. You need to engage with the material and be prepared to revisit concepts to fully understand them. This preparation will also help you manage test anxiety and give you the tools to stay focused and confident when exam day comes.
3. *It's hands-on:* While this guide provides the foundational knowledge and key concepts, your true growth comes from hands-on experience in the trade. This guide is designed to complement that experience and help you feel more prepared on the job. By understanding the 'why' behind the work, you'll find yourself better equipped for both the exam and your everyday trade responsibilities.

Our online tests and question and answer sections are here to help you feel confident, prepared, and capable, but remember—they're meant to *complement*, not replace, the hands-on training you'll need to master your trade and succeed in certification.

What This Guide Is and Isn't

Before you dive into the resources, it's important to know that *Journeyman Study Guide* is a *helpful tool* designed to prepare you for your exam by offering practice questions, answers, and explanations similar to what you may encounter. However, *state requirements vary*, and this guide should be used *alongside official state or industry resources* to ensure you're fully prepared.



Disclaimer

Journeyman Study Guide is designed to *supplement* your preparation for certification exams and *does not replace* official materials provided by your state's *licensing board, union, or certifying body*. While we provide valuable tools like *questions and answers* and *online tests*, success on your certification exam depends on multiple factors, including *hands-on experience, study habits, and use of official resources*.

We are not responsible for any changes in exam content or state regulations that occur after publication. For the latest, most accurate information, always check with your *state regulatory board or certifying authority*.

By using this guide, you agree that *Journeyman Study Guide*, its authors, and affiliates are *not liable* for any exam results, certification outcomes, or employment-related issues. This guide is provided as a *general study tool* and cannot guarantee success on your exam.


Indemnification

By using this guide, you agree to indemnify and hold harmless *Journeyman Study Guide* and Unity Crest Solutions, its authors, and affiliates from any claims, damages, or liabilities arising from your use of this guide.

Unlock Your Potential Today

Your future in the trades starts with *Journeyman Study Guide*. We're here to give you the knowledge and confidence to pass your certification exams and build a successful career. Whether you're an apprentice or experienced tradesperson, our *study guides, online tests, and questions with explanations* are designed to help you at every stage of your journey.

Visit JourneymanStudyGuide.com and take the next step toward success.



QUESTIONS



Year 3: Advanced Firearms Performance and Machining

Subject 3: Suppressor and Muzzle Device Mechanics

1. What is a suppressor's primary function?

- a) Enhancing accuracy
- b) Reducing noise levels
- c) Increasing bullet speed
- d) Improving magazine capacity

Correct Answer: b) Reducing noise levels

Explanation: A suppressor, commonly known as a silencer, is designed primarily to reduce the noise generated when a firearm is discharged. This is achieved by slowing and cooling the gases that exit the muzzle, thus minimizing the sound signature. It does not alter the speed of the bullet or affect the gun's accuracy directly.

2. Are suppressors legal in Canada?

- a) Yes, no paperwork
- b) Yes, with regulations
- c) Yes, for hunting only
- d) No, never allowed

Correct Answer: b) Yes, with regulations

Explanation: In Canada, suppressors are legal but are classified as restricted firearms. To possess one, individuals must have the appropriate licenses and meet specific legal requirements. This includes registration and adherence to storage regulations. Understanding the laws surrounding suppressor ownership is crucial for compliance and safe operation.

3. What does a muzzle brake primarily reduce?

- a) Magazine capacity
- b) Muzzle rise
- c) Reload time
- d) Bullet speed

Correct Answer: b) Muzzle rise

Explanation: A muzzle brake is designed to redirect gases expelled from the firearm to counteract the upward motion of the muzzle during firing. This is known as muzzle rise. By effectively managing recoil, it allows for faster follow-up shots and improved accuracy during rapid fire, making it especially useful in competitive shooting and tactical scenarios.



4. What is the main purpose of a compensator?

- a) Enhanced stability
- b) Recoil management
- c) Increased muzzle velocity
- d) Noise reduction

Correct Answer: b) Recoil management

Explanation: Compensators are devices attached to the muzzle of a firearm that help reduce recoil and muzzle rise. They achieve this by redirecting propellant gases upward and sideways, which helps stabilize the firearm during rapid firing sequences. This allows for improved accuracy and control, making it beneficial in tactical situations where quick follow-up shots are necessary.

5. How do suppressors affect bullet velocity?

- a) Increase velocity significantly
- b) Decrease velocity slightly
- c) Varies by caliber
- d) No effect on velocity

Correct Answer: b) Decrease velocity slightly

Explanation: Suppressors can slightly decrease bullet velocity due to the expansion of gases within the suppressor chamber. While this effect is generally minimal, it can impact the bullet's speed and trajectory, particularly with subsonic ammunition. However, the primary function of a suppressor is to minimize noise rather than alter the bullet's velocity significantly.

6. What is a common misconception about suppressors?

- a) They make guns silent
- b) They are illegal everywhere
- c) They only fit rifles
- d) They improve accuracy

Correct Answer: a) They make guns silent

Explanation: A common misconception is that suppressors make firearms completely silent. In reality, they reduce the noise but do not eliminate it. The term "silencer" is misleading, as even suppressed guns produce a sound, albeit much quieter. Understanding this can help users manage expectations regarding the application of suppressors in tactical situations.



7. Which device is best for recoil reduction?

- a) Muzzle brake
- b) Barrel shroud
- c) Suppressor
- d) Flash suppressor

Correct Answer: a) Muzzle brake

Explanation: Among the various muzzle devices, a muzzle brake is specifically engineered to minimize recoil. By redirecting gases, it counteracts the backward force experienced during firing, making it particularly effective for high-caliber rifles. This enhancement in recoil management allows for improved shooting performance, especially in rapid-fire scenarios.

8. What is a flash suppressor used for?

- a) Lowering noise
- b) Reducing recoil
- c) Increasing stability
- d) Hiding muzzle flash

Correct Answer: d) Hiding muzzle flash

Explanation: A flash suppressor is designed to reduce the visible signature of the muzzle flash when a firearm is discharged. This is particularly important in tactical situations where maintaining concealment is critical. By cooling and dispersing the gases, a flash suppressor helps prevent detection in low-light environments, enhancing the shooter's tactical advantage.

9. Can suppressors be used on all firearms?

- a) Only on rifles
- b) Only on handguns
- c) Yes, universally
- d) Depends on legality

Correct Answer: d) Depends on legality

Explanation: While suppressors can technically be mounted on various firearms, their legality varies by jurisdiction. In Canada, for instance, certain firearms may require specific licensing or may not be permitted to use suppressors at all. Therefore, it is essential for Tactical Firearms Technicians to understand the legal framework governing suppressor use for different firearm types.



10. What is the impact of a compensator on accuracy?

- a) Decreases accuracy
- b) Improves accuracy
- c) No impact on accuracy
- d) Varies by shooter

Correct Answer: b) Improves accuracy

Explanation: Compensators help improve accuracy by reducing recoil and muzzle rise, allowing shooters to maintain better control over the firearm during rapid or successive shots. This stability leads to more consistent shot placement. However, the extent of improvement can vary based on the shooter's skill and the specific design of the compensator.

11. What is a common use for muzzle brakes?

- a) Competitive shooting
- b) Home defense
- c) Training only
- d) Hunting

Correct Answer: a) Competitive shooting

Explanation: Muzzle brakes are commonly used in competitive shooting environments where rapid follow-up shots are essential. By mitigating recoil, they allow shooters to maintain better control and accuracy during high-pressure scenarios. This characteristic makes them a popular choice among competitive marksmen looking to enhance their performance.

12. What does Canadian law require for suppressor ownership?

- a) Firearms license required
- b) Special training only
- c) Restricted to law enforcement
- d) No license needed

Correct Answer: a) Firearms license required

Explanation: In Canada, to legally own a suppressor, individuals must possess a valid firearms license that covers restricted firearms. This includes completing appropriate training and adhering to strict storage and usage guidelines. Understanding these legal requirements is crucial for anyone looking to incorporate suppressors into their firearms collection responsibly.



13. What is the primary function of a muzzle device?

- a) Noise amplification
- b) Aesthetic enhancement
- c) Functionality improvement
- d) Weight reduction

Correct Answer: c) Functionality improvement

Explanation: The primary function of a muzzle device, whether a suppressor, muzzle brake, or compensator, is to enhance the firearm's functionality. This includes managing recoil, reducing noise, or hiding muzzle flash, which ultimately improves the shooter's experience and effectiveness during use. Understanding the specific benefits of each type is vital for Tactical Firearms Technicians.

14. What effect does a suppressor have on shot placement?

- a) No effect on placement
- b) Depends on caliber
- c) Can improve placement
- d) Negatively affects placement

Correct Answer: c) Can improve placement

Explanation: By reducing noise and recoil, a suppressor can help improve shot placement, especially for novice shooters who may struggle with flinching or anticipating recoil. The quieter operation allows for better focus and concentration, potentially resulting in more accurate shooting. However, its effectiveness can vary based on the shooter's experience and the specific firearm used.

15. Which muzzle device reduces recoil the most?

- a) Suppressor
- b) Flash suppressor
- c) Compensator
- d) Muzzle brake

Correct Answer: d) Muzzle brake

Explanation: Among muzzle devices, a muzzle brake is specifically designed to minimize recoil significantly. By redirecting the gases produced during firing, it counteracts the backward force experienced by the shooter. This allows for improved control and faster follow-up shots, making it particularly advantageous in competitive and tactical shooting scenarios.



16. What type of firearm is often fitted with suppressors?

- a) Primarily rifles
- b) Handguns and rifles
- c) Submachine guns only
- d) Only shotguns

Correct Answer: b) Handguns and rifles

Explanation: Suppressors can be fitted to both handguns and rifles, depending on their design and intended use. Many tactical and hunting firearms benefit from suppressors, as they reduce noise and improve stealth. Understanding which firearms can utilize suppressors is essential for Tactical Firearms Technicians in providing informed recommendations to clients.

17. What is a potential downside of using a suppressor?

- a) Increased recoil
- b) Weight addition
- c) Decreased accuracy
- d) Legal complexities

Correct Answer: d) Legal complexities

Explanation: One of the potential downsides of using a suppressor is the legal complexities involved in ownership and use. In many jurisdictions, including Canada, there are strict regulations that must be followed, including licensing and registration. Failure to comply can result in severe legal consequences, making it essential for users to be well-informed about the laws governing suppressor use.

18. What is a primary advantage of muzzle brakes?

- a) Increased fire rate
- b) Enhanced recoil control
- c) Quiet operation
- d) Aesthetic appeal

Correct Answer: b) Enhanced recoil control

Explanation: Muzzle brakes provide a primary advantage in enhanced recoil control, allowing shooters to maintain better stability and accuracy during firing. By redirecting gases, they counteract the backward force, which can be particularly beneficial in high-caliber firearms. This feature is crucial for competitive shooters and tactical operators who require effective recoil management for improved performance.



19. How do suppressors affect the shooting experience?

- a) No noticeable change
- b) Makes it harder
- c) Enhances comfort
- d) Increases stress

Correct Answer: c) Enhances comfort

Explanation: Suppressors enhance the shooting experience by significantly reducing noise levels, which can make shooting more comfortable and less intimidating, especially for new shooters. They also minimize the risk of hearing damage, allowing for sustained shooting sessions without discomfort. This improved environment can further enhance focus and enjoyment during shooting activities.

20. What type of ammunition works best with suppressors?

- a) Standard FMJ rounds
- b) High-velocity rounds
- c) Tracer rounds
- d) Subsonic ammunition

Correct Answer: d) Subsonic ammunition

Explanation: Subsonic ammunition is often the best choice for use with suppressors, as it travels below the speed of sound and does not create a sonic crack when fired. This contributes to the overall noise reduction that suppressors provide. Using subsonic rounds effectively maximizes the suppressor's performance and enhances the stealth of shooting operations.

21. What is a legal requirement for suppressor use in Canada?

- a) Must be built in Canada
- b) Must be registered
- c) No requirements
- d) Only for law enforcement

Correct Answer: b) Must be registered

Explanation: In Canada, suppressors must be registered as restricted firearms. This means that individuals must comply with specific legal requirements, including possessing a valid firearms license that allows for restricted firearm ownership. Registration is crucial to ensure legal compliance and responsible usage of suppressors within the framework of Canadian firearms laws.



22. What is a common application for compensators?

- a) Historical reenactments
- b) Recreational shooting
- c) Long-range hunting
- d) Tactical operations

Correct Answer: d) Tactical operations

Explanation: Compensators are commonly used in tactical operations due to their ability to manage recoil and stabilize the firearm during rapid firing. This control is essential for maintaining accuracy in high-pressure scenarios where quick follow-up shots are necessary. Understanding the practical applications of compensators is vital for Tactical Firearms Technicians when advising on firearm setups.

23. Which muzzle device is least effective for recoil?

- a) Compensator
- b) Suppressor
- c) Flash suppressor
- d) Muzzle brake

Correct Answer: c) Flash suppressor

Explanation: A flash suppressor is least effective for managing recoil compared to other muzzle devices like muzzle brakes and compensators. Its primary function is to reduce the visible muzzle flash rather than controlling recoil forces. Therefore, for shooters seeking to minimize recoil, flash suppressors are not the ideal choice.

24. What is a potential benefit of using a suppressor?

- a) Decreased accuracy
- b) Reduced hearing damage
- c) Higher recoil
- d) Increased muzzle flash

Correct Answer: b) Reduced hearing damage

Explanation: One of the significant benefits of using a suppressor is the reduction of noise, which helps prevent hearing damage for shooters. Continuous exposure to loud gunfire can lead to permanent hearing loss, and suppressors mitigate this risk by lowering the sound levels produced when firing. This is particularly beneficial during training sessions or extended shooting activities.



25. What type of muzzle device can improve follow-up shots?

- a) Recoil pad
- b) Flash suppressor
- c) Muzzle brake
- d) Noise suppressor

Correct Answer: c) Muzzle brake

Explanation: A muzzle brake can significantly improve follow-up shots by reducing recoil and muzzle rise, allowing shooters to maintain better control of the firearm during rapid firing. This feature is particularly advantageous in competitive shooting and tactical scenarios, where quick and accurate subsequent shots are essential. Understanding the role of muzzle brakes can enhance a technician's ability to recommend optimal setups for clients.



Subject - 1

- 1). (A) (B) (C) (D) 6). (A) (B) (C) (D) 11). (A) (B) (C) (D)
- 2). (A) (B) (C) (D) 7). (A) (B) (C) (D) 12). (A) (B) (C) (D)
- 3). (A) (B) (C) (D) 8). (A) (B) (C) (D) 13). (A) (B) (C) (D)
- 4). (A) (B) (C) (D) 9). (A) (B) (C) (D) 14). (A) (B) (C) (D)
- 5). (A) (B) (C) (D) 10). (A) (B) (C) (D) 15). (A) (B) (C) (D)
- 16). (A) (B) (C) (D) 21). (A) (B) (C) (D)
- 17). (A) (B) (C) (D) 22). (A) (B) (C) (D)
- 18). (A) (B) (C) (D) 23). (A) (B) (C) (D)
- 19). (A) (B) (C) (D) 24). (A) (B) (C) (D)
- 20). (A) (B) (C) (D) 25). (A) (B) (C) (D)



About the Creators:

Bobby Bedi:

Bobby Bedi, co-creator of the Journeyman Study Guide, calls the Pacific Northwest home, where he has built an extensive career spanning more than two decades. His diverse background, which includes architecture, digital innovation, and industrial marketing, has given him a unique ability to bridge traditional industries with cutting-edge digital solutions. Bobby has worked across a spectrum of industries, from agile startups to publicly traded companies and educational platforms, bringing a depth of experience that has been crucial to the platform's success.

Bobby's precision and problem-solving skills, refined through his years in architecture, have seamlessly transitioned into his work in digital marketing and technology. Since 2006, Bobby has been at the forefront of digital innovation, applying his expertise to transform trade education. He has been instrumental in developing cutting-edge, user-friendly platforms that make learning accessible across the globe, combining technology with education to create impactful online experiences.

As co-creator of the platform, Bobby also plays a key role in the industrial sector, where he helps companies scale by leveraging his expertise in digital marketing and business strategy. His dedication to making education affordable and impactful has driven the growth of the Journeyman Study Guide, ensuring that individuals at every stage of their careers have access to quality learning tools.

Kris McFarlane:

Kris McFarlane, co-creator of the Journeyman Study Guide, has over two decades of experience in business development, education, and the trades. Based in the Pacific Northwest, Kris has worked with a range of organizations—from agile startups to publicly traded companies—driving business growth and developing successful strategies across industries. His expertise in scaling businesses and creating educational platforms has been key to the guide's reach and effectiveness.

Kris's deep roots in the trades and industrial sector, paired with his extensive experience in business development, give him a unique ability to understand both the practical and strategic needs of companies and individuals. His leadership and ability to mentor others have helped shape the platform, making it a go-to resource for tradespeople seeking career advancement and certification.

Having struggled with traditional education early in life, Kris understands the importance of making learning accessible for everyone. His passion for empowering others, especially those who feel underserved by conventional education systems, is reflected in every aspect of the Journeyman Study Guide. Kris's work is driven by a commitment to helping aspiring tradespeople succeed in their careers through affordable, practical, and accessible learning resources.

Work with the Creators

As co-creators of the Journeyman Study Guide, Bobby Bedi and Kris McFarlane draw from extensive experience working with agile startups, publicly traded companies, and education platforms. Their combined expertise has shaped a platform that empowers businesses and individuals alike. To learn more or explore opportunities with the *Unity Crest Solutions team*, visit UnityCrestSolutions.com, where they continue to help organizations and people succeed.



About Unity Crest Solutions

At *Unity Crest Solutions*, our mission is clear: *Unite, Educate, and Innovate*. We stand at the forefront of *technological* and *educational* innovation, solving global business challenges with strategic, cutting-edge solutions. Founded on the core principles of *accessibility, efficiency, and continuous improvement*, Unity Crest has become a driving force in transforming industries and empowering organizations across diverse sectors.

Our team of visionary leaders—experts in *AI development, offshoring strategies, and comprehensive marketing*—is committed to delivering *tangible results* that boost progress and profitability. We specialize in *workforce empowerment*, offering tailored solutions to equip professionals and organizations with the tools they need to thrive in today's fast-paced global marketplace.

Unite, Educate, and Innovate

At Unity Crest, we believe in the power of *unity and education* to drive innovation. By bringing together *teams, technology, and knowledge*, we empower our clients to seize new opportunities and foster long-term growth.

Our Expertise Includes:

- *AI Development & Integration*: Leverage artificial intelligence to optimize your operations, enhance decision-making, and gain a long-lasting competitive edge.
- *Offshoring Strategy*: Seamlessly integrate global talent into your business model to boost efficiency, lower operational costs, and improve flexibility.
- *SAP Implementation*: Streamline and enhance your business processes with seamless SAP integration, ensuring better decision-making and operational transparency.
- *Comprehensive Marketing Solutions*: From data-driven marketing strategies to full-scale execution, we amplify your brand's presence and drive measurable results.
- *Adult Education Programs*: Equip your workforce with the skills they need to excel, using customized, impactful training programs tailored to your specific business needs.
- *Business Process Outsourcing*: Delegate key business functions to our expert teams, allowing you to focus on strategic growth while improving overall operational efficiency.

Global Reach, Local Expertise

With offices in *North America* and *South Asia*, Unity Crest Solutions provides localized solutions with a *global mindset*. Whether you're streamlining operations or scaling your business, we have the expertise to meet your needs.

Let's Work Together

Ready to *unite* your resources, *educate* your workforce, and *innovate* for the future? Visit UnityCrestSolutions.com to learn more and start a conversation about your path to success.



Disclaimer

At *Journeyman Study Guide*, we're committed to helping you succeed in your trade, but there are a few key points to understand before using our resources. This guide is designed to *supplement* your exam preparation and does not replace the *official study materials* provided by your state's licensing board, trade union, or other certifying bodies. While we've aligned our content with general U.S. trade standards, it's important to recognize that *certification requirements vary by state*, and specific regulations may differ based on your jurisdiction.

The questions, answers, and explanations provided are intended to help you gain a broader understanding of trade concepts and common exam formats. However, these materials are *general study aids* and do not guarantee a passing score on any official certification exam. Your success depends on factors such as your *practical experience, study habits*, and use of official resources from your state or certifying body. For best results, we recommend using this guide alongside the most current materials issued by your local authorities.

Journeyman Study Guide and *Unity Crest Solutions Inc.* are not responsible for any inaccuracies, updates, or changes in exam content, regulations, or certification processes that may occur after publication. It is your responsibility to stay informed of any updates or changes to your trade's certification process. Always refer to your state's *regulatory board, trade union, or official exam providers* for the most accurate and up-to-date information.

This guide is intended for *educational purposes only* and is not a substitute for formal trade education, apprenticeship programs, or other accredited training. *Hands-on experience* and *formal training* are essential components of trade certification, and this guide is meant to complement—not replace—those elements.

By using this guide, you acknowledge that *Journeyman Study Guide, Unity Crest Solutions Inc., its employees, partners, and affiliates* provide study aids and practice materials only and cannot guarantee exam results, certification, or employment. *Journeyman Study Guide, Unity Crest Solutions Inc.,* and the authors are not responsible for any outcomes related to your licensing, certification, or employment based on your use of this guide. The content within this guide is provided "*as is*" without warranties, either express or implied.

Indemnification

By using this guide, you agree to indemnify and hold harmless *Journeyman Study Guide, Unity Crest Solutions Inc., its employees, partners, authors, and affiliates* from any claims, damages, liabilities, or expenses, including legal fees, arising from your use of this guide or your reliance on its content.

All content in this guide, including questions, answers, and explanations, is the *intellectual property* of *Journeyman Study Guide* and *Unity Crest Solutions Inc.* Unauthorized reproduction or distribution of this material without consent is prohibited and may result in legal action.

We're here to support your journey toward becoming a certified tradesperson. However, your success ultimately depends on your own effort, practical experience, and thorough preparation with official resources.



Unlock Your Potential With the Journeyman Study Guide

Embark on a journey to excellence in your trade with the Journeyman Study Guide, an essential resource for aspiring tradespeople. This guide is meticulously crafted to provide you with the knowledge and skills required to succeed on the Journeyman exam. Whether you're a seasoned professional or new to the field, this guide offers valuable insights to enhance your understanding and boost your confidence.

What's Inside:

- **Detailed Overviews** of potential exam formats and key concepts.
- **Practical Tips** for effective study habits and exam strategies.
- **Practice Questions** to test your knowledge and sharpen your skills.

Tailored to Your Needs:

Our guide is specifically designed for a variety of trades across all Canadian provinces, ensuring you receive the most relevant and comprehensive information possible.

Testimonials:

"As an apprentice, the Journeyman Study Guide made complex topics manageable, boosting my confidence, income and career." - Emily Tran, Apprentice Carpenter

"Adapting to Canadian standards was really hard, but the guide bridged the gap between my previous experiences and Canadian requirements." - Ahmed Al-Sayed, Plumber, originally from Egypt

"As an instructor, I find the Journeyman Study Guide aligns well with the curriculum and significantly aids my students." - Derek Smith, Welding Instructor

A Companion, Not a Substitute:

Remember, the Journeyman Study Guide is a tool to complement your study regimen. For optimal results, use this guide in conjunction with the latest official materials issued by government authorities.


Are You Ready to Take the Next Step?

With the Journeyman Study Guide in hand, you are well-equipped to tackle the challenges of the exam and step confidently into your career as a certified tradesperson.

Join thousands of successful tradespeople who have advanced their careers with our guide.

Your journey to becoming Journeyman certified starts here!

Visit us at JourneymanStudyGuide.com today.



UNITY
CREST
SOLUTIONS INC.
UnityCrestSolutions.com