

JOURNEYMAN STUDY GUIDE WELL SERVICING TECHNICIAN YEAR 1

**250 EXAM PREP QUESTIONS,
WITH EXPLAINED ANSWERS**



APPRENTICES | INSTRUCTORS | INSTITUTES

JourneymanStudyGuide.com

UNITY CREST SOLUTIONS INC.

Who Is Journeyman Study Guide For?

Welcome to *Journeyman Study Guide*—your key to unlocking success in your trade, earning the recognition you deserve, and building a solid career in America. Whether you're an apprentice just starting out, a seasoned professional, or someone new to the country and adjusting to U.S. trade standards, this guide is designed to complement your learning and support you along the way. While it provides valuable insights and resources, it's not a substitute for official materials required for certification.

How We Help You Succeed

1. *Apprentices*: Looking to kickstart your career? Our study guides and practice tests will help you build the foundational skills you need to succeed.
2. *Tradespeople*: New to the U.S. or advancing in your career? We offer detailed questions, answers, and explanations to help you understand industry standards and excel in your work.
3. *Instructors*: Need reliable teaching tools? Our question banks and online tests are great for guiding your students through trade concepts and preparing them for certification.
4. *Educational Institutions*: Looking for tailored materials? Our study guides, quizzes, and exams are designed to fit into your existing curriculum, offering valuable resources for students.
5. *Unions*: Searching for effective ways to train your members? Our easy-to-follow format ensures that each member gains the knowledge they need to thrive in their trade.

What Journeyman Study Guide Offers:

1. *Tailored Study Guides*: Access the core knowledge you need, whether you're preparing for your exam, familiarizing yourself with U.S. trade standards, or simply refining your trade skills.
2. *Real-World Practice Tests*: Simulate actual exam conditions with online tests that help you measure your progress and improve your job-ready skills.
3. *Skill-Building Question Banks*: Strengthen your understanding with questions that not only prepare you for the exam but also help you master key concepts in your day-to-day work.
4. *In-Depth Explanations*: Get detailed explanations for each answer, helping you understand not just how, but why, the answers are correct—improving both test results and practical knowledge.
5. *Additional Learning Resources*: Dive into supplementary guides on topics like math, safety protocols, and management strategies that are valuable for both certification and long-term career growth.



Tools for Your Success

Each of these resources is crafted to ensure you're fully prepared for your Journeyman exam and ready to excel in your trade. From gaining core knowledge with our tailored study guides to testing your skills with real-world practice exams, we provide everything you need to boost your understanding. Our in-depth explanations clarify key concepts, while additional learning resources like math, safety, and management guides give you the tools to succeed in your career and continue growing as a tradesperson.

How to Use This Guide

The *Journeyman Study Guide* is a *helpful tool* designed to complement your preparation for certification exams. While it includes practice questions, explanations, and supplementary resources, it's important to use this guide *alongside your official study materials* and hands-on training. The more you combine this guide with your practical experience and state-approved coursework, the better prepared you'll be for both your exam and your career in the trade.

Ready to Take the First Step Toward Success?

Don't let anything hold you back. Visit *JourneymanStudyGuide.com* to unlock the resources that will elevate your skills, boost your confidence, and secure the income and recognition you deserve. Whether you're an apprentice, a tradesperson, or an instructor, our *online tests, questions and answers, and detailed explanations* are designed to help you at every stage of your career. *Remember, this guide is a tool to help you succeed—it works best when paired with hands-on learning and official materials.*

Thousands of tradespeople have already transformed their careers, increased their income, and improved their lives with the *Journeyman Study Guide*.

Don't wait—join them today and take the next step toward your success!



Why Journeyman Study Guide?

We're committed to making trade education *accessible, flexible, and affordable* to anyone in America. You don't need to worry about the high cost of learning—we believe nothing should stop you from earning top wages in your trade.

This guide isn't just a quick fix—it's a tool designed to *highlight your strengths, pinpoint areas for improvement, and focus your efforts* where they matter most. Whether you choose our *online tests, questions and answers, or detailed explanations*, you'll get the right tools to prepare for whatever challenges lie ahead. *However, it's not a replacement for official training or certification resources.*

Success Stories from Real People

We've helped thousands of tradespeople—apprentices, seasoned professionals, and those new to America—gain the confidence and skills needed to pass their exams and advance their careers.

Here's what some of our users have to say:

"The *online tests* in the Journeyman Study Guide were a game-changer. They gave me a clear sense of what to expect on the exam, and the *questions and answers* helped me focus on exactly what I needed to improve, especially in areas I had struggled with before."

— Jessica Taylor, Apprentice Ironworker

"Journeyman's *questions, answers, and explanations* made it easier for me to understand the trade standards here in the U.S. The *detailed explanations* filled gaps in my knowledge and gave me the confidence to pass my exams."

— Carlos Ramirez, Electrician, originally from Mexico

"As a union instructor, I rely on the *Journeyman Study Guide's question and answer sections* to reinforce my students' learning. The *online tests* are a great way to track their progress and make sure they're ready for the real exam."

— John Davis, Union Welding Instructor

Ready to Start Your Own Success Story?

Don't just read about others' achievements—take the first step towards your own career growth. Whether you're preparing for your exam or looking to sharpen your trade skills, *Journeyman Study Guide* has the tools to help you succeed.

Visit JourneymanStudyGuide.com and get started today!



What This Book Will Teach You

This isn't just about reading and memorizing; it's about *preparing* you for real-world challenges. At Journeyman Study Guide, we've helped thousands of people pass their exams and advance their careers. But the truth is—success takes more than book smarts. Here's what you need to know:

1. *It's not easy:* Becoming a certified journeyman requires hard work, patience, and a real dedication to learning. This guide will help you navigate the complexity, but the journey itself requires you to commit to the process. At the end, you'll not only have earned your certification but also be in a stronger position for long-term success in your career.
2. *You will need to put in effort:* Our practice tests, questions, and explanations are incredibly useful, but they can only get you so far without your own effort. You need to engage with the material and be prepared to revisit concepts to fully understand them. This preparation will also help you manage test anxiety and give you the tools to stay focused and confident when exam day comes.
3. *It's hands-on:* While this guide provides the foundational knowledge and key concepts, your true growth comes from hands-on experience in the trade. This guide is designed to complement that experience and help you feel more prepared on the job. By understanding the 'why' behind the work, you'll find yourself better equipped for both the exam and your everyday trade responsibilities.

Our online tests and question and answer sections are here to help you feel confident, prepared, and capable, but remember—they're meant to *complement*, not replace, the hands-on training you'll need to master your trade and succeed in certification.

What This Guide Is and Isn't

Before you dive into the resources, it's important to know that *Journeyman Study Guide* is a *helpful tool* designed to prepare you for your exam by offering practice questions, answers, and explanations similar to what you may encounter. However, *state requirements vary*, and this guide should be used *alongside official state or industry resources* to ensure you're fully prepared.



Disclaimer

Journeyman Study Guide is designed to *supplement* your preparation for certification exams and *does not replace* official materials provided by your state's *licensing board, union, or certifying body*. While we provide valuable tools like *questions and answers* and *online tests*, success on your certification exam depends on multiple factors, including *hands-on experience, study habits, and use of official resources*.

We are not responsible for any changes in exam content or state regulations that occur after publication. For the latest, most accurate information, always check with your *state regulatory board or certifying authority*.

By using this guide, you agree that *Journeyman Study Guide*, its authors, and affiliates are *not liable* for any exam results, certification outcomes, or employment-related issues. This guide is provided as a *general study tool* and cannot guarantee success on your exam.


Indemnification

By using this guide, you agree to indemnify and hold harmless *Journeyman Study Guide* and Unity Crest Solutions, its authors, and affiliates from any claims, damages, or liabilities arising from your use of this guide.

Unlock Your Potential Today

Your future in the trades starts with *Journeyman Study Guide*. We're here to give you the knowledge and confidence to pass your certification exams and build a successful career. Whether you're an apprentice or experienced tradesperson, our *study guides, online tests, and questions with explanations* are designed to help you at every stage of your journey.

Visit JourneymanStudyGuide.com and take the next step toward success.



QUESTIONS



Year 1: Introduction to Well Servicing

Subject 3: Basic Well Servicing Equipment and Tools

1. What tool is used for lifting pipes?

- a) Pipe wrenches
- b) Torque wrenches
- c) Slip hooks
- d) Chain hoists

Correct Answer: d) Chain hoists

Explanation: Chain hoists are designed to lift heavy loads, such as pipes in well servicing. They provide mechanical advantage, allowing workers to safely lift and maneuver equipment without straining. Proper use of chain hoists ensures safety and efficiency, reducing the risk of injury and equipment damage during operations.

2. Which component prevents blowouts?

- a) Derrick
- b) Blowout preventer
- c) Mud pump
- d) Casing

Correct Answer: b) Blowout preventer

Explanation: A blowout preventer (BOP) is a critical safety device used in well servicing to prevent uncontrolled release of oil, gas, or water during drilling operations. It seals the wellbore and controls pressure, helping to avert blowouts that can lead to catastrophic accidents and environmental damage.

3. What is the primary purpose of a swabbing tool?

- a) To push pipes
- b) To lift equipment
- c) To remove fluids
- d) To drill holes

Correct Answer: c) To remove fluids

Explanation: A swabbing tool is utilized to remove fluids from a wellbore, particularly after the drilling phase. It helps restore production by clearing out water or mud that may impede flow, ensuring optimal performance of the well. Proper swabbing techniques are essential for maintaining well integrity and efficiency.



4. What does a torque wrench measure?

- a) Pressure
- b) Torque
- c) Length
- d) Weight

Correct Answer: b) Torque

Explanation: A torque wrench is a precision tool used to measure and apply a specific torque to fasteners, ensuring they are tightened to the manufacturer's specifications. This is crucial in well servicing to prevent equipment failure or leaks, as improperly torqued connections can lead to serious safety hazards and costly repairs.

5. Which tool is essential for cutting pipe?

- a) Pipe cutter
- b) Hammer
- c) Wrench
- d) Drill

Correct Answer: a) Pipe cutter

Explanation: A pipe cutter is designed specifically for cutting pipes cleanly and accurately. Its sharp blade allows for a smooth cut without deforming the pipe, which is essential for maintaining the integrity of the well servicing operations. Using the correct cutting tool minimizes the risk of accidents and improves efficiency during repairs or installations.

6. What does a rig floor consist of?

- a) Work platforms
- b) Safety equipment
- c) All of the above
- d) Storage areas

Correct Answer: c) All of the above

Explanation: The rig floor is a critical area in well servicing that includes work platforms, storage for tools, and safety equipment. It is designed for the safe operation and maintenance of drilling equipment. A well-organized rig floor enhances efficiency and safety, allowing technicians to perform their tasks effectively while minimizing hazards.



7. What type of maintenance is preventive maintenance?

- a) Scheduled maintenance
- b) Reactive maintenance
- c) Emergency repairs
- d) Temporary fixes

Correct Answer: a) Scheduled maintenance

Explanation: Preventive maintenance involves scheduled inspections and servicing of equipment to prevent breakdowns and prolong its lifespan. This proactive approach reduces downtime and repair costs while ensuring that all equipment functions optimally. Regular maintenance checks can identify potential issues before they escalate into serious problems, thereby enhancing safety on the rig.

8. What is the purpose of a mud pump?

- a) To circulate drilling fluid
- b) To mix chemicals
- c) To lift equipment
- d) To seal wells

Correct Answer: a) To circulate drilling fluid

Explanation: A mud pump is essential in well servicing as it circulates drilling fluid, also known as mud, through the wellbore. This fluid cools the drill bit, removes cuttings, and maintains pressure in the well. Proper operation of the mud pump ensures efficient drilling and prevents issues such as blowouts or equipment wear.

9. What is a wireline used for?

- a) Lifting weights
- b) Pulling cables
- c) Cutting pipes
- d) Logging wells

Correct Answer: d) Logging wells

Explanation: A wireline is a thin, strong wire used in well servicing for various tasks, including logging wells to gather data about the geological formations. It enables technicians to perform downhole measurements and retrieve information without pulling the entire drilling assembly out of the well, saving time and resources during operations.



10. What does safety gear include?

- a) Only gloves
- b) None of these
- c) Helmets and gloves
- d) Only helmets

Correct Answer: c) Helmets and gloves

Explanation: Safety gear includes essential protective equipment such as helmets, gloves, goggles, and steel-toed boots. These items are crucial for protecting well servicing technicians from potential hazards like falling objects, chemical exposure, and sharp tools. Using appropriate safety gear significantly reduces the risk of injuries on the job site, promoting a safer working environment.

11. Which tool tightens bolts?

- a) Adjustable wrench
- b) Saw
- c) Level
- d) Hammer

Correct Answer: a) Adjustable wrench

Explanation: An adjustable wrench is a versatile tool used to tighten or loosen bolts and nuts of various sizes. Its ability to adjust the jaw width makes it particularly useful in well servicing, where different equipment may require different sized fasteners. Proper use of an adjustable wrench helps ensure secure connections, essential for safe operations.

12. What does a rig crew do?

- a) Stores tools
- b) All of the above
- c) Cleans the area
- d) Operates equipment

Correct Answer: b) All of the above

Explanation: A rig crew is responsible for operating equipment, maintaining cleanliness, and storing tools on the rig. Their teamwork and coordination are vital for efficient well servicing operations. Each crew member plays a specific role in ensuring safety and productivity, highlighting the importance of effective communication and collaboration on the job site.



13. What is the role of casing?

- a) To seal the well
- b) To hold pressure
- c) To support the well
- d) All of the above

Correct Answer: d) All of the above

Explanation: Casing is a crucial component in well construction that provides structural support, seals the wellbore, and holds pressure. It prevents collapse and protects groundwater from contamination, ensuring the integrity of the well. Proper casing installation is essential for safe and effective well servicing operations, contributing to overall well performance.

14. What is a safety harness used for?

- a) Lifting tools
- b) Fall protection
- c) Tightening bolts
- d) Measuring depth

Correct Answer: b) Fall protection

Explanation: A safety harness is a vital piece of personal protective equipment used to prevent falls while working at heights. In well servicing, technicians often work on elevated platforms or rigs, making fall protection essential. Proper use of a safety harness can prevent serious injuries or fatalities, underscoring the importance of safety protocols on the job.

15. Which fluid cools the drill bit?

- a) Water
- b) Oil
- c) Air
- d) Drilling mud

Correct Answer: d) Drilling mud

Explanation: Drilling mud is a specialized fluid used in well servicing to cool the drill bit, lubricate the drilling assembly, and carry cuttings to the surface. Its properties are crucial for maintaining optimal drilling performance and preventing overheating. Understanding the role of drilling mud helps technicians ensure efficient and safe drilling operations.



16. What does the term "wellbore" refer to?

- a) The surface area
- b) The drilled hole
- c) The casing
- d) The rig

Correct Answer: b) The drilled hole

Explanation: The term "wellbore" refers to the hole that is drilled into the earth to access oil, gas, or water. It is a critical aspect of well construction and servicing, as the wellbore must be properly maintained to ensure safe and efficient extraction. Understanding the wellbore's characteristics is essential for technicians when performing their duties.

17. What is the function of a hydraulic jack?

- a) To cut pipes
- b) To measure pressure
- c) To lift heavy objects
- d) To clean tools

Correct Answer: c) To lift heavy objects

Explanation: A hydraulic jack is a mechanical device used to lift heavy objects by applying force through hydraulic fluid. In well servicing, it is essential for tasks such as lifting equipment or components for maintenance and repairs. Proper use of hydraulic jacks enhances safety and efficiency, allowing technicians to handle heavy loads with ease.

18. What type of fluid is often used for pressure control?

- a) Drilling mud
- b) Air
- c) Oil
- d) Water

Correct Answer: a) Drilling mud

Explanation: Drilling mud, or drilling fluid, is commonly used for pressure control in well servicing. It helps maintain pressure in the wellbore, preventing blowouts and ensuring safe drilling operations. The properties of drilling mud can be adjusted based on the well's conditions, making it a vital component in managing downhole pressures effectively.



19. Why is tool maintenance important?

- a) Saves time
- b) All of the above
- c) Reduces costs
- d) Prevents equipment failure

Correct Answer: b) All of the above

Explanation: Tool maintenance is critical in well servicing to prevent equipment failure, save time during operations, and reduce overall costs. Regular inspections and servicing ensure that tools function correctly and safely, minimizing the risk of accidents and costly repairs. A well-maintained toolset enhances productivity and safety on the job site.

20. What does a safety checklist ensure?

- a) Safe working conditions
- b) All of the above
- c) Equipment efficiency
- d) Tool organization

Correct Answer: a) Safe working conditions

Explanation: A safety checklist is used to ensure that all safety protocols are followed and that the working environment is safe for technicians. It includes verifying that safety gear is worn, equipment is in good working order, and emergency procedures are in place. Regular use of safety checklists promotes a culture of safety and reduces the likelihood of accidents.

21. What is the primary purpose of a mud pit?

- a) To cool equipment
- b) To store tools
- c) To mix drilling fluid
- d) To lift pipes

Correct Answer: c) To mix drilling fluid

Explanation: A mud pit is designed to store and mix drilling fluid, or mud, which is essential for well servicing operations. It allows for the separation of cuttings from the fluid, enabling the recycling and reuse of drilling mud. Proper management of the mud pit contributes to efficient drilling processes and minimizes waste.



22. Which tool assists with pipe alignment?

- a) Hammer
- b) Saw
- c) Wrench
- d) Level

Correct Answer: d) Level

Explanation: A level is a tool used to ensure that pipes are correctly aligned during installation or servicing. Proper alignment is crucial for the integrity of the well and to prevent leaks or failures. Using a level helps technicians maintain accuracy and quality in their work, which is vital in well servicing operations.

23. What is a key safety practice on-site?

- a) Ignoring hazards
- b) Skipping breaks
- c) Working alone
- d) Wearing PPE

Correct Answer: d) Wearing PPE

Explanation: Wearing personal protective equipment (PPE) is a fundamental safety practice on well servicing sites. PPE includes items like helmets, gloves, and safety glasses that protect technicians from various hazards. Adhering to PPE guidelines significantly reduces the risk of injury and promotes a culture of safety among team members on the job.

24. What does a pressure gauge measure?

- a) Length
- b) Temperature
- c) Pressure
- d) Weight

Correct Answer: c) Pressure

Explanation: A pressure gauge is an instrument used to measure the pressure within the wellbore or equipment. Accurate pressure readings are essential for monitoring well conditions and ensuring safe operations during drilling or production. Understanding pressure readings helps technicians make informed decisions and take necessary actions to prevent issues.

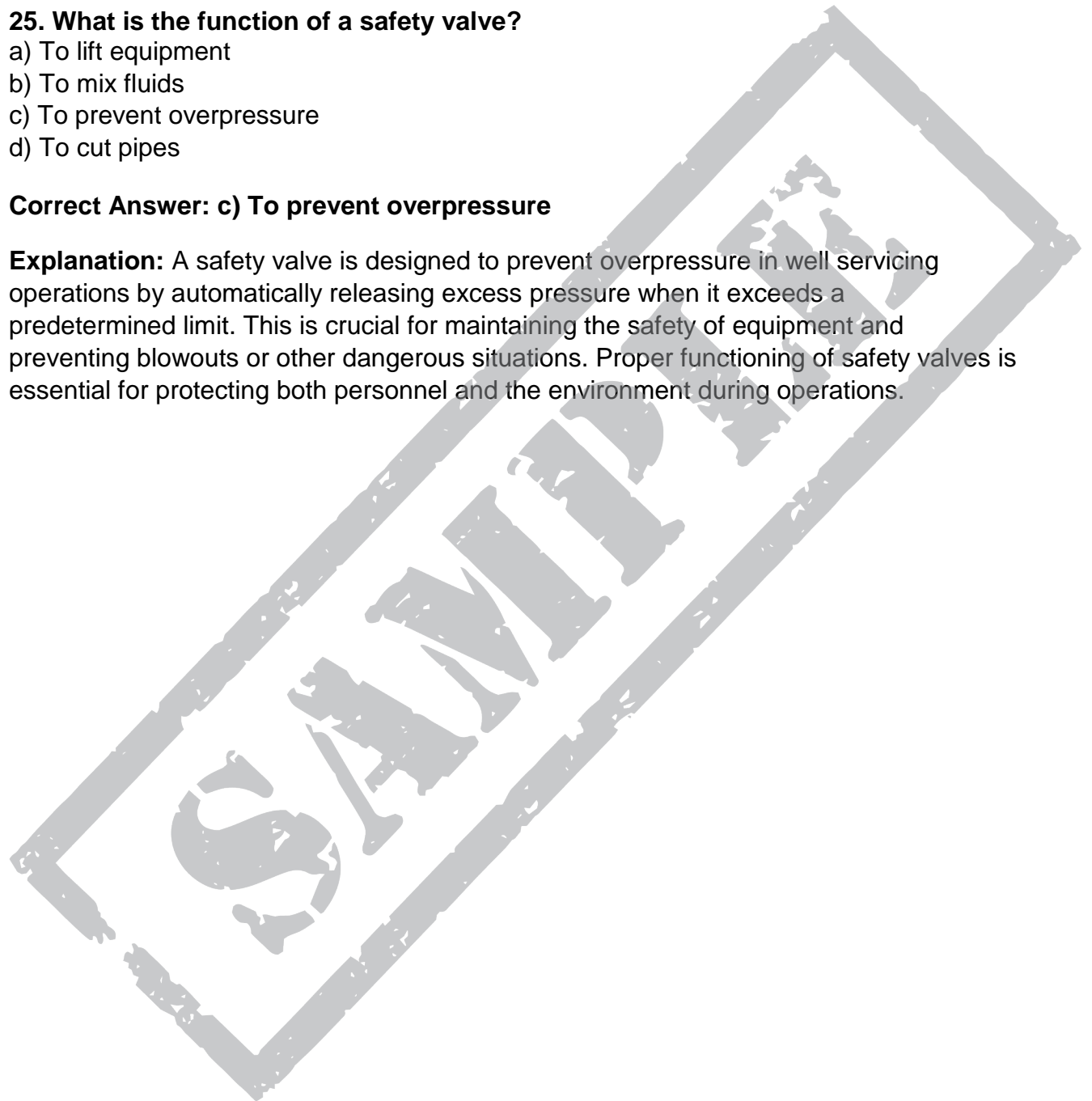


25. What is the function of a safety valve?

- a) To lift equipment
- b) To mix fluids
- c) To prevent overpressure
- d) To cut pipes

Correct Answer: c) To prevent overpressure

Explanation: A safety valve is designed to prevent overpressure in well servicing operations by automatically releasing excess pressure when it exceeds a predetermined limit. This is crucial for maintaining the safety of equipment and preventing blowouts or other dangerous situations. Proper functioning of safety valves is essential for protecting both personnel and the environment during operations.



Subject - 1

- 1). (A) (B) (C) (D) 6). (A) (B) (C) (D) 11). (A) (B) (C) (D)
- 2). (A) (B) (C) (D) 7). (A) (B) (C) (D) 12). (A) (B) (C) (D)
- 3). (A) (B) (C) (D) 8). (A) (B) (C) (D) 13). (A) (B) (C) (D)
- 4). (A) (B) (C) (D) 9). (A) (B) (C) (D) 14). (A) (B) (C) (D)
- 5). (A) (B) (C) (D) 10). (A) (B) (C) (D) 15). (A) (B) (C) (D)
- 16). (A) (B) (C) (D) 21). (A) (B) (C) (D)
- 17). (A) (B) (C) (D) 22). (A) (B) (C) (D)
- 18). (A) (B) (C) (D) 23). (A) (B) (C) (D)
- 19). (A) (B) (C) (D) 24). (A) (B) (C) (D)
- 20). (A) (B) (C) (D) 25). (A) (B) (C) (D)



About the Creators:

Bobby Bedi:

Bobby Bedi, co-creator of the Journeyman Study Guide, calls the Pacific Northwest home, where he has built an extensive career spanning more than two decades. His diverse background, which includes architecture, digital innovation, and industrial marketing, has given him a unique ability to bridge traditional industries with cutting-edge digital solutions. Bobby has worked across a spectrum of industries, from agile startups to publicly traded companies and educational platforms, bringing a depth of experience that has been crucial to the platform's success.

Bobby's precision and problem-solving skills, refined through his years in architecture, have seamlessly transitioned into his work in digital marketing and technology. Since 2006, Bobby has been at the forefront of digital innovation, applying his expertise to transform trade education. He has been instrumental in developing cutting-edge, user-friendly platforms that make learning accessible across the globe, combining technology with education to create impactful online experiences.

As co-creator of the platform, Bobby also plays a key role in the industrial sector, where he helps companies scale by leveraging his expertise in digital marketing and business strategy. His dedication to making education affordable and impactful has driven the growth of the Journeyman Study Guide, ensuring that individuals at every stage of their careers have access to quality learning tools.

Kris McFarlane:

Kris McFarlane, co-creator of the Journeyman Study Guide, has over two decades of experience in business development, education, and the trades. Based in the Pacific Northwest, Kris has worked with a range of organizations—from agile startups to publicly traded companies—driving business growth and developing successful strategies across industries. His expertise in scaling businesses and creating educational platforms has been key to the guide's reach and effectiveness.

Kris's deep roots in the trades and industrial sector, paired with his extensive experience in business development, give him a unique ability to understand both the practical and strategic needs of companies and individuals. His leadership and ability to mentor others have helped shape the platform, making it a go-to resource for tradespeople seeking career advancement and certification.

Having struggled with traditional education early in life, Kris understands the importance of making learning accessible for everyone. His passion for empowering others, especially those who feel underserved by conventional education systems, is reflected in every aspect of the Journeyman Study Guide. Kris's work is driven by a commitment to helping aspiring tradespeople succeed in their careers through affordable, practical, and accessible learning resources.

Work with the Creators

As co-creators of the Journeyman Study Guide, Bobby Bedi and Kris McFarlane draw from extensive experience working with agile startups, publicly traded companies, and education platforms. Their combined expertise has shaped a platform that empowers businesses and individuals alike. To learn more or explore opportunities with the *Unity Crest Solutions team*, visit UnityCrestSolutions.com, where they continue to help organizations and people succeed.



About Unity Crest Solutions

At *Unity Crest Solutions*, our mission is clear: *Unite, Educate, and Innovate*. We stand at the forefront of *technological* and *educational* innovation, solving global business challenges with strategic, cutting-edge solutions. Founded on the core principles of *accessibility, efficiency, and continuous improvement*, Unity Crest has become a driving force in transforming industries and empowering organizations across diverse sectors.

Our team of visionary leaders—experts in *AI development, offshoring strategies, and comprehensive marketing*—is committed to delivering *tangible results* that boost progress and profitability. We specialize in *workforce empowerment*, offering tailored solutions to equip professionals and organizations with the tools they need to thrive in today's fast-paced global marketplace.

Unite, Educate, and Innovate

At Unity Crest, we believe in the power of *unity and education* to drive innovation. By bringing together *teams, technology, and knowledge*, we empower our clients to seize new opportunities and foster long-term growth.

Our Expertise Includes:

- *AI Development & Integration*: Leverage artificial intelligence to optimize your operations, enhance decision-making, and gain a long-lasting competitive edge.
- *Offshoring Strategy*: Seamlessly integrate global talent into your business model to boost efficiency, lower operational costs, and improve flexibility.
- *SAP Implementation*: Streamline and enhance your business processes with seamless SAP integration, ensuring better decision-making and operational transparency.
- *Comprehensive Marketing Solutions*: From data-driven marketing strategies to full-scale execution, we amplify your brand's presence and drive measurable results.
- *Adult Education Programs*: Equip your workforce with the skills they need to excel, using customized, impactful training programs tailored to your specific business needs.
- *Business Process Outsourcing*: Delegate key business functions to our expert teams, allowing you to focus on strategic growth while improving overall operational efficiency.

Global Reach, Local Expertise

With offices in *North America* and *South Asia*, Unity Crest Solutions provides localized solutions with a *global mindset*. Whether you're streamlining operations or scaling your business, we have the expertise to meet your needs.

Let's Work Together

Ready to *unite* your resources, *educate* your workforce, and *innovate* for the future? Visit UnityCrestSolutions.com to learn more and start a conversation about your path to success.



Disclaimer

At *Journeyman Study Guide*, we're committed to helping you succeed in your trade, but there are a few key points to understand before using our resources. This guide is designed to *supplement* your exam preparation and does not replace the *official study materials* provided by your state's licensing board, trade union, or other certifying bodies. While we've aligned our content with general U.S. trade standards, it's important to recognize that *certification requirements vary by state*, and specific regulations may differ based on your jurisdiction.

The questions, answers, and explanations provided are intended to help you gain a broader understanding of trade concepts and common exam formats. However, these materials are *general study aids* and do not guarantee a passing score on any official certification exam. Your success depends on factors such as your *practical experience, study habits*, and use of official resources from your state or certifying body. For best results, we recommend using this guide alongside the most current materials issued by your local authorities.

Journeyman Study Guide and *Unity Crest Solutions Inc.* are not responsible for any inaccuracies, updates, or changes in exam content, regulations, or certification processes that may occur after publication. It is your responsibility to stay informed of any updates or changes to your trade's certification process. Always refer to your state's *regulatory board, trade union, or official exam providers* for the most accurate and up-to-date information.

This guide is intended for *educational purposes only* and is not a substitute for formal trade education, apprenticeship programs, or other accredited training. *Hands-on experience* and *formal training* are essential components of trade certification, and this guide is meant to complement—not replace—those elements.

By using this guide, you acknowledge that *Journeyman Study Guide, Unity Crest Solutions Inc., its employees, partners, and affiliates* provide study aids and practice materials only and cannot guarantee exam results, certification, or employment. *Journeyman Study Guide, Unity Crest Solutions Inc.*, and the authors are not responsible for any outcomes related to your licensing, certification, or employment based on your use of this guide. The content within this guide is provided "*as is*" without warranties, either express or implied.

Indemnification

By using this guide, you agree to indemnify and hold harmless *Journeyman Study Guide, Unity Crest Solutions Inc., its employees, partners, authors, and affiliates* from any claims, damages, liabilities, or expenses, including legal fees, arising from your use of this guide or your reliance on its content.

All content in this guide, including questions, answers, and explanations, is the *intellectual property* of *Journeyman Study Guide* and *Unity Crest Solutions Inc.* Unauthorized reproduction or distribution of this material without consent is prohibited and may result in legal action.

We're here to support your journey toward becoming a certified tradesperson. However, your success ultimately depends on your own effort, practical experience, and thorough preparation with official resources.



Unlock Your Potential With the Journeyman Study Guide

Embark on a journey to excellence in your trade with the Journeyman Study Guide, an essential resource for aspiring tradespeople. This guide is meticulously crafted to provide you with the knowledge and skills required to succeed on the Journeyman exam. Whether you're a seasoned professional or new to the field, this guide offers valuable insights to enhance your understanding and boost your confidence.

What's Inside:

- **Detailed Overviews** of potential exam formats and key concepts.
- **Practical Tips** for effective study habits and exam strategies.
- **Practice Questions** to test your knowledge and sharpen your skills.

Tailored to Your Needs:

Our guide is specifically designed for a variety of trades across all Canadian provinces, ensuring you receive the most relevant and comprehensive information possible.

Testimonials:

"As an apprentice, the Journeyman Study Guide made complex topics manageable, boosting my confidence, income and career." - Emily Tran, Apprentice Carpenter

"Adapting to Canadian standards was really hard, but the guide bridged the gap between my previous experiences and Canadian requirements." - Ahmed Al-Sayed, Plumber, originally from Egypt

"As an instructor, I find the Journeyman Study Guide aligns well with the curriculum and significantly aids my students." - Derek Smith, Welding Instructor

A Companion, Not a Substitute:

Remember, the Journeyman Study Guide is a tool to complement your study regimen. For optimal results, use this guide in conjunction with the latest official materials issued by government authorities.


Are You Ready to Take the Next Step?

With the Journeyman Study Guide in hand, you are well-equipped to tackle the challenges of the exam and step confidently into your career as a certified tradesperson.

Join thousands of successful tradespeople who have advanced their careers with our guide.

Your journey to becoming Journeyman certified starts here!

Visit us at JourneymanStudyGuide.com today.



**UNITY
CREST
SOLUTIONS INC.**
UnityCrestSolutions.com