


JOURNEYMAN STUDY GUIDE WILDLIFE AND LAND CONSERVATION TECHNICIAN

YEAR 2

SAMPLE
250 EXAM PREP QUESTIONS,
WITH EXPLAINED ANSWERS



APPRENTICES | INSTRUCTORS | INSTITUTES

JourneymanStudyGuide.com

UNITY CREST SOLUTIONS INC.

Who Is Journeyman Study Guide For?

Welcome to *Journeyman Study Guide*—your key to unlocking success in your trade, earning the recognition you deserve, and building a solid career in America. Whether you're an apprentice just starting out, a seasoned professional, or someone new to the country and adjusting to U.S. trade standards, this guide is designed to complement your learning and support you along the way. While it provides valuable insights and resources, it's not a substitute for official materials required for certification.

How We Help You Succeed

1. *Apprentices*: Looking to kickstart your career? Our study guides and practice tests will help you build the foundational skills you need to succeed.
2. *Tradespeople*: New to the U.S. or advancing in your career? We offer detailed questions, answers, and explanations to help you understand industry standards and excel in your work.
3. *Instructors*: Need reliable teaching tools? Our question banks and online tests are great for guiding your students through trade concepts and preparing them for certification.
4. *Educational Institutions*: Looking for tailored materials? Our study guides, quizzes, and exams are designed to fit into your existing curriculum, offering valuable resources for students.
5. *Unions*: Searching for effective ways to train your members? Our easy-to-follow format ensures that each member gains the knowledge they need to thrive in their trade.

What Journeyman Study Guide Offers:

1. *Tailored Study Guides*: Access the core knowledge you need, whether you're preparing for your exam, familiarizing yourself with U.S. trade standards, or simply refining your trade skills.
2. *Real-World Practice Tests*: Simulate actual exam conditions with online tests that help you measure your progress and improve your job-ready skills.
3. *Skill-Building Question Banks*: Strengthen your understanding with questions that not only prepare you for the exam but also help you master key concepts in your day-to-day work.
4. *In-Depth Explanations*: Get detailed explanations for each answer, helping you understand not just how, but why, the answers are correct—improving both test results and practical knowledge.
5. *Additional Learning Resources*: Dive into supplementary guides on topics like math, safety protocols, and management strategies that are valuable for both certification and long-term career growth.



Tools for Your Success

Each of these resources is crafted to ensure you're fully prepared for your Journeyman exam and ready to excel in your trade. From gaining core knowledge with our tailored study guides to testing your skills with real-world practice exams, we provide everything you need to boost your understanding. Our in-depth explanations clarify key concepts, while additional learning resources like math, safety, and management guides give you the tools to succeed in your career and continue growing as a tradesperson.

How to Use This Guide

The *Journeyman Study Guide* is a *helpful tool* designed to complement your preparation for certification exams. While it includes practice questions, explanations, and supplementary resources, it's important to use this guide *alongside your official study materials* and hands-on training. The more you combine this guide with your practical experience and state-approved coursework, the better prepared you'll be for both your exam and your career in the trade.

Ready to Take the First Step Toward Success?

Don't let anything hold you back. Visit *JourneymanStudyGuide.com* to unlock the resources that will elevate your skills, boost your confidence, and secure the income and recognition you deserve. Whether you're an apprentice, a tradesperson, or an instructor, our *online tests, questions and answers, and detailed explanations* are designed to help you at every stage of your career. *Remember, this guide is a tool to help you succeed—it works best when paired with hands-on learning and official materials.*

Thousands of tradespeople have already transformed their careers, increased their income, and improved their lives with the *Journeyman Study Guide*.

Don't wait—join them today and take the next step toward your success!



Why Journeyman Study Guide?

We're committed to making trade education *accessible, flexible, and affordable* to anyone in America. You don't need to worry about the high cost of learning—we believe nothing should stop you from earning top wages in your trade.

This guide isn't just a quick fix—it's a tool designed to *highlight your strengths, pinpoint areas for improvement, and focus your efforts* where they matter most. Whether you choose our *online tests, questions and answers, or detailed explanations*, you'll get the right tools to prepare for whatever challenges lie ahead. *However, it's not a replacement for official training or certification resources.*

Success Stories from Real People

We've helped thousands of tradespeople—apprentices, seasoned professionals, and those new to America—gain the confidence and skills needed to pass their exams and advance their careers.

Here's what some of our users have to say:

"The *online tests* in the Journeyman Study Guide were a game-changer. They gave me a clear sense of what to expect on the exam, and the *questions and answers* helped me focus on exactly what I needed to improve, especially in areas I had struggled with before."

— Jessica Taylor, Apprentice Ironworker

"Journeyman's *questions, answers, and explanations* made it easier for me to understand the trade standards here in the U.S. The *detailed explanations* filled gaps in my knowledge and gave me the confidence to pass my exams."

— Carlos Ramirez, Electrician, originally from Mexico

"As a union instructor, I rely on the *Journeyman Study Guide's question and answer sections* to reinforce my students' learning. The *online tests* are a great way to track their progress and make sure they're ready for the real exam."

— John Davis, Union Welding Instructor

Ready to Start Your Own Success Story?

Don't just read about others' achievements—take the first step towards your own career growth. Whether you're preparing for your exam or looking to sharpen your trade skills, *Journeyman Study Guide* has the tools to help you succeed.

Visit JourneymanStudyGuide.com and get started today!



What This Book Will Teach You

This isn't just about reading and memorizing; it's about *preparing* you for real-world challenges. At Journeyman Study Guide, we've helped thousands of people pass their exams and advance their careers. But the truth is—success takes more than book smarts. Here's what you need to know:

1. *It's not easy:* Becoming a certified journeyman requires hard work, patience, and a real dedication to learning. This guide will help you navigate the complexity, but the journey itself requires you to commit to the process. At the end, you'll not only have earned your certification but also be in a stronger position for long-term success in your career.
2. *You will need to put in effort:* Our practice tests, questions, and explanations are incredibly useful, but they can only get you so far without your own effort. You need to engage with the material and be prepared to revisit concepts to fully understand them. This preparation will also help you manage test anxiety and give you the tools to stay focused and confident when exam day comes.
3. *It's hands-on:* While this guide provides the foundational knowledge and key concepts, your true growth comes from hands-on experience in the trade. This guide is designed to complement that experience and help you feel more prepared on the job. By understanding the 'why' behind the work, you'll find yourself better equipped for both the exam and your everyday trade responsibilities.

Our online tests and question and answer sections are here to help you feel confident, prepared, and capable, but remember—they're meant to *complement*, not replace, the hands-on training you'll need to master your trade and succeed in certification.

What This Guide Is and Isn't

Before you dive into the resources, it's important to know that *Journeyman Study Guide* is a *helpful tool* designed to prepare you for your exam by offering practice questions, answers, and explanations similar to what you may encounter. However, *state requirements vary*, and this guide should be used *alongside official state or industry resources* to ensure you're fully prepared.



Disclaimer

Journeyman Study Guide is designed to *supplement* your preparation for certification exams and *does not replace* official materials provided by your state's *licensing board, union, or certifying body*. While we provide valuable tools like *questions and answers* and *online tests*, success on your certification exam depends on multiple factors, including *hands-on experience, study habits, and use of official resources*.

We are not responsible for any changes in exam content or state regulations that occur after publication. For the latest, most accurate information, always check with your *state regulatory board or certifying authority*.

By using this guide, you agree that *Journeyman Study Guide*, its authors, and affiliates are *not liable* for any exam results, certification outcomes, or employment-related issues. This guide is provided as a *general study tool* and cannot guarantee success on your exam.


Indemnification

By using this guide, you agree to indemnify and hold harmless *Journeyman Study Guide* and Unity Crest Solutions, its authors, and affiliates from any claims, damages, or liabilities arising from your use of this guide.

Unlock Your Potential Today

Your future in the trades starts with *Journeyman Study Guide*. We're here to give you the knowledge and confidence to pass your certification exams and build a successful career. Whether you're an apprentice or experienced tradesperson, our *study guides, online tests, and questions with explanations* are designed to help you at every stage of your journey.

Visit JourneymanStudyGuide.com and take the next step toward success.



QUESTIONS



Year 2: Intermediate Field Methods and Community Engagement
Subject 3: Conservation Area Maintenance and Infrastructure

1. What is the purpose of trail building?

- a) Increase recreational use
- b) Enhance wildlife habitat
- c) Reduce erosion
- d) Improve public access

Correct Answer: d) Improve public access

Explanation: Trail building is primarily designed to enhance public access to natural areas, allowing visitors to engage in recreational activities while minimizing environmental impact. Properly constructed trails reduce soil erosion and protect wildlife habitats, ensuring the sustainability of both the landscape and the visitor experience.

2. Which material is commonly used for fencing?

- a) Wooden posts
- b) Metal sheets
- c) Plastic bags
- d) Cardboard pieces

Correct Answer: a) Wooden posts

Explanation: Wooden posts are commonly used for fencing as they provide durability, structural integrity, and a natural aesthetic that blends with the environment. They are ideal for delineating boundaries in conservation areas and protecting sensitive habitats from human encroachment, while being easy to install and maintain.

3. What does signage in conservation areas indicate?

- a) Trail closures
- b) All of the above
- c) Visitor guides
- d) Wildlife habitats

Correct Answer: b) All of the above

Explanation: Signage in conservation areas serves multiple purposes, including indicating wildlife habitats, notifying visitors of trail closures, and providing guides for safe and responsible use. Effective signage is crucial for educating the public about conservation efforts and ensuring that visitors respect the natural environment while enjoying recreational activities.



4. What is a common invasive species removal method?

- a) Planting natives
- b) Burning areas
- c) Manual pulling
- d) Pesticide spraying

Correct Answer: c) Manual pulling

Explanation: Manual pulling is a common method for removing invasive species, particularly in small areas or where chemical treatments are not suitable. This technique involves physically uprooting the invasive plants, thereby reducing their spread and allowing native flora to thrive. It is labor-intensive but environmentally friendly and sustainable.

5. Why maintain public access areas?

- a) All of the above
- b) Increase wildlife sightings
- c) Enhance visitor safety
- d) Reduce habitat disturbance

Correct Answer: a) All of the above

Explanation: Maintaining public access areas is essential for several reasons, including enhancing visitor safety through proper upkeep and reducing habitat disturbance by guiding ft traffic. Well-maintained access areas also encourage wildlife sightings by providing clear pathways for visitors while protecting sensitive ecosystems from overuse.

6. What should be considered in trail design?

- a) All of the above
- b) Visitor safety
- c) Terrain type
- d) Wildlife patterns

Correct Answer: a) All of the above

Explanation: Trail design must consider various factors, including terrain type, wildlife patterns, and visitor safety. Understanding the landscape helps in creating trails that are both enjoyable and minimize disturbances to wildlife. Prioritizing safety ensures that visitors can navigate trails without unnecessary risks, contributing to a positive outdoor experience.



7. What is a benefit of fencing in conservation areas?

- a) All of the above
- b) Protecting wildlife
- c) Preventing erosion
- d) Marking boundaries

Correct Answer: a) All of the above

Explanation: Fencing in conservation areas provides several benefits, including marking boundaries to delineate protected zones and safeguarding wildlife from human activities. It also helps prevent soil erosion by restricting ft traffic in vulnerable areas. Properly installed fences can enhance habitat conservation efforts while still allowing for responsible public access.

8. What is the role of signage for visitors?

- a) Information
- b) Decoration
- c) Barriers
- d) None of the above

Correct Answer: a) Information

Explanation: The primary role of signage for visitors in conservation areas is to provide essential information about the environment, rules, and safety guidelines. Effective signage helps educate the public about local wildlife, promotes responsible behavior, and enhances the overall visitor experience by ensuring that individuals are informed of their surroundings.

9. Which invasive species control technique is most effective?

- a) Integrated management
- b) Chemical treatment
- c) Biological control
- d) None of the above

Correct Answer: a) Integrated management

Explanation: Integrated management is the most effective technique for controlling invasive species, as it combines multiple methods, including manual removal, chemical treatment, and biological control. This holistic approach allows for tailored strategies that address specific invasive species while minimizing impact on native ecosystems, ensuring long-term effectiveness and sustainability in conservation efforts.



10. What is the best practice for trail maintenance?

- a) Regular inspections
- b) Ignoring issues
- c) Only seasonal checks
- d) Occasional repairs

Correct Answer: a) Regular inspections

Explanation: Regular inspections are a best practice for trail maintenance, as they help identify and address issues before they escalate into significant problems. By consistently checking for erosion, vegetation overgrowth, and structural integrity, technicians can ensure trails remain safe and accessible for visitors while protecting the surrounding environment from further degradation.

11. What is the main purpose of public access areas?

- a) Increase fees
- b) Limit visitors
- c) Provide recreation
- d) Protect wildlife

Correct Answer: c) Provide recreation

Explanation: The main purpose of public access areas is to provide opportunities for recreation, allowing visitors to connect with nature through activities such as hiking, birdwatching, and picnicking. These areas are essential for promoting outdoor enjoyment while balancing the need to protect wildlife habitats and natural resources from overuse or degradation.

12. Which tool is commonly used for invasive species removal?

- a) Heavy machinery
- b) Chainsaw
- c) Hand tools
- d) Firearms

Correct Answer: c) Hand tools

Explanation: Hand tools, such as shovels, trowels, and pruners, are commonly used for invasive species removal due to their effectiveness in targeting specific plants without damaging the surrounding ecosystem. These tools allow technicians to carefully uproot or cut invasive species, minimizing soil disturbance and promoting the recovery of native plants in the area.



13. What is the most suitable sign material for outdoor use?

- a) Paper
- b) Plastic
- c) Wood
- d) Metal

Correct Answer: d) Metal

Explanation: Metal is the most suitable material for outdoor signage due to its durability and resistance to weather conditions. Metal signs can withstand exposure to rain, sun, and temperature fluctuations, ensuring longevity and clear communication for visitors. Additionally, metal can be easily printed with high-visibility graphics to enhance visibility and understanding.

14. What is a key factor in effective fencing?

- a) Height
- b) All of the above
- c) Material
- d) Color

Correct Answer: b) All of the above

Explanation: A key factor in effective fencing includes height, color, and material. The height must deter wildlife and unauthorized access, while color can enhance visibility for both humans and animals. The choice of material influences durability and maintenance requirements, making it essential to select components that fulfill the intended purpose effectively.

15. What is the purpose of trail markers?

- a) Decoration
- b) Wildlife attraction
- c) None of the above
- d) Navigation

Correct Answer: d) Navigation

Explanation: The primary purpose of trail markers is navigation, providing guidance to visitors and helping them stay on designated paths. Markers reduce the risk of getting lost and enhance the overall experience by clearly indicating the route and potential hazards, ensuring that users can enjoy the trail safely and responsibly.



16. Which species is a common invasive plant in North America?

- a) Purple loosestrife
- b) Oak tree
- c) Dandelion
- d) Maple tree

Correct Answer: a) Purple loosestrife

Explanation: Purple loosestrife is a common invasive plant in North America, known for its ability to rapidly spread and outcompete native vegetation. Its presence can significantly alter ecosystems, leading to reduced biodiversity and habitat degradation. Effective management strategies are essential to control its spread and restore balance to affected areas.

17. What is a vital step in trail construction?

- a) Ignoring terrain
- b) None of the above
- c) Choosing colors
- d) Planning layout

Correct Answer: d) Planning layout

Explanation: Planning the layout is a vital step in trail construction, as it determines the trail's path, accessibility, and environmental impact. A well-thought-out layout considers factors such as terrain type, drainage, and user experience, ensuring that the trail meets the needs of visitors while minimizing disruption to the natural landscape and wildlife.

18. What is essential for maintaining fencing?

- a) None of the above
- b) Seasonal checks
- c) Ignoring damage
- d) Regular inspections

Correct Answer: d) Regular inspections

Explanation: Regular inspections are essential for maintaining fencing, as they allow for the early identification of damage or wear. By consistently checking the integrity of the fence, technicians can ensure it remains effective in protecting wildlife and habitats while also providing clear boundaries for visitors. Timely repairs prevent further deterioration and enhance safety.



19. How can signage promote conservation?

- a) By educating visitors
- b) By limiting access
- c) By providing history
- d) None of the above

Correct Answer: a) By educating visitors

Explanation: Signage can promote conservation by educating visitors about local ecosystems, wildlife, and the importance of preserving natural resources. Informative signs can raise awareness of conservation efforts, encourage responsible behavior, and foster a sense of stewardship among the public, ultimately contributing to the overall protection of the environment.

20. What is a common outcome of invasive species removal?

- a) Habitat destruction
- b) Visitor complaints
- c) None of the above
- d) Increased biodiversity

Correct Answer: d) Increased biodiversity

Explanation: A common outcome of invasive species removal is increased biodiversity, as native plants and animals are given the opportunity to thrive without competition from invasive species. This restoration of the natural ecosystem leads to healthier habitats, improved resilience against environmental changes, and a better quality of life for both wildlife and human visitors.

21. What should be included in trail signage?

- a) Map information
- b) Safety instructions
- c) All of the above
- d) Contact details

Correct Answer: c) All of the above

Explanation: Trail signage should include contact details, map information, and safety instructions to ensure visitors are well-informed and prepared. By providing clear maps, emergency contacts, and safety guidelines, signage enhances the visitor experience, promotes responsible enjoyment of the outdoors, and contributes to the overall safety and management of conservation areas.



22. What is an effective strategy for managing public access?

- a) Restricting entry
- b) Ignoring problems
- c) Increasing fees
- d) Creating guidelines

Correct Answer: d) Creating guidelines

Explanation: Creating guidelines is an effective strategy for managing public access to conservation areas, as it sets clear expectations for visitor behavior and usage. These guidelines help protect natural resources, ensure the safety of both visitors and wildlife, and promote responsible stewardship of the environment while still allowing for recreational activities.

23. What is one goal of fencing in conservation areas?

- a) Wildlife protection
- b) Increase fees
- c) Aesthetic appeal
- d) None of the above

Correct Answer: a) Wildlife protection

Explanation: One primary goal of fencing in conservation areas is wildlife protection, as it prevents unauthorized access and reduces disturbances in sensitive habitats. By creating safe zones for wildlife, fencing helps maintain ecological balance and promotes the health of various species, contributing to conservation efforts while allowing for responsible public use of the land.

24. How can public access areas influence conservation?

- a) Increase funding
- b) Promote awareness
- c) Attract more visitors
- d) None of the above

Correct Answer: b) Promote awareness

Explanation: Public access areas can significantly influence conservation by promoting awareness of environmental issues and the importance of preserving natural landscapes. By providing opportunities for visitors to engage with nature, these areas foster appreciation and understanding of local ecosystems, encouraging individuals to become advocates for conservation and sustainable practices in their communities.

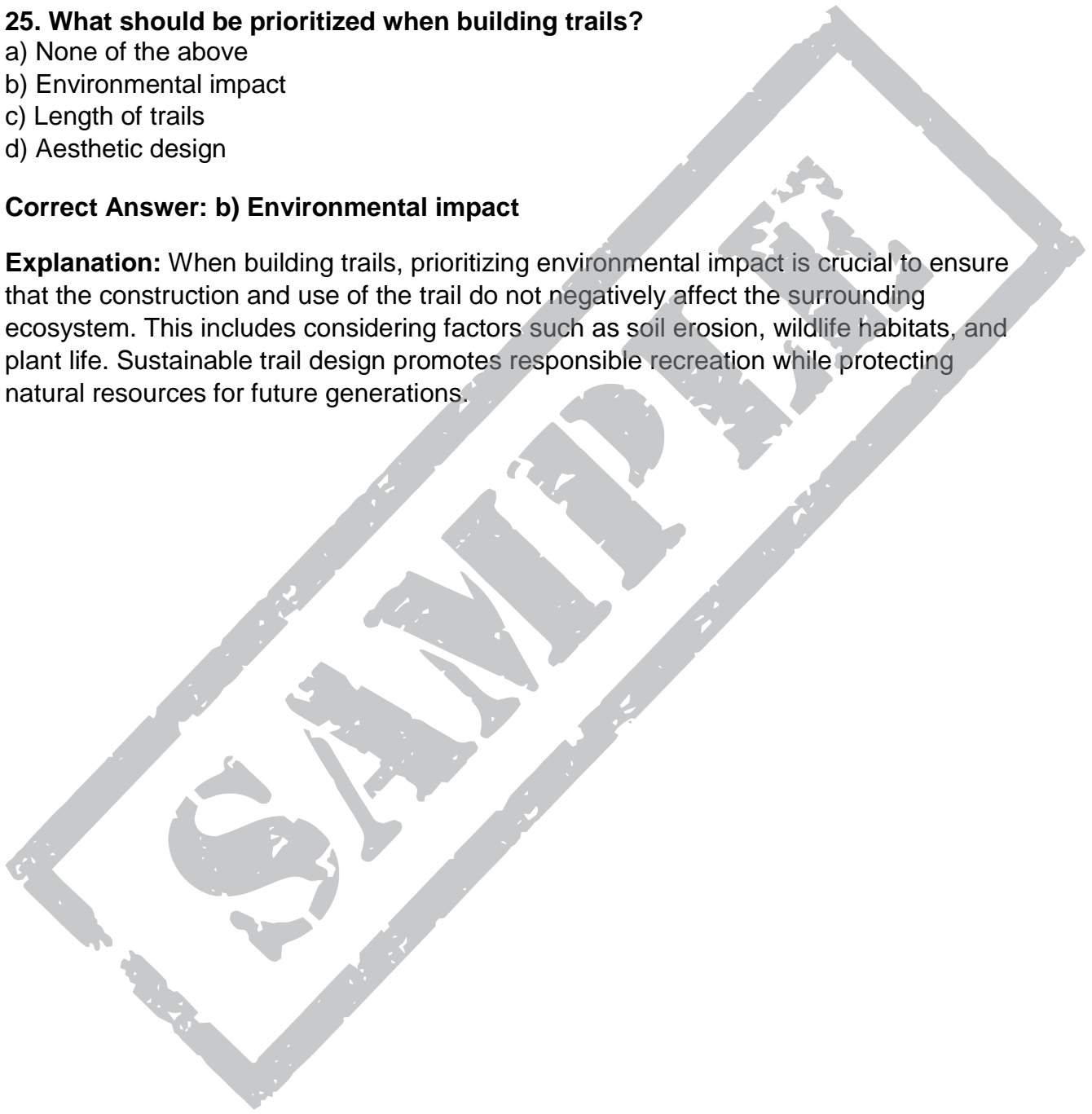


25. What should be prioritized when building trails?

- a) None of the above
- b) Environmental impact
- c) Length of trails
- d) Aesthetic design

Correct Answer: b) Environmental impact

Explanation: When building trails, prioritizing environmental impact is crucial to ensure that the construction and use of the trail do not negatively affect the surrounding ecosystem. This includes considering factors such as soil erosion, wildlife habitats, and plant life. Sustainable trail design promotes responsible recreation while protecting natural resources for future generations.



Subject - 1

- 1). (A) (B) (C) (D) 6). (A) (B) (C) (D) 11). (A) (B) (C) (D)
- 2). (A) (B) (C) (D) 7). (A) (B) (C) (D) 12). (A) (B) (C) (D)
- 3). (A) (B) (C) (D) 8). (A) (B) (C) (D) 13). (A) (B) (C) (D)
- 4). (A) (B) (C) (D) 9). (A) (B) (C) (D) 14). (A) (B) (C) (D)
- 5). (A) (B) (C) (D) 10). (A) (B) (C) (D) 15). (A) (B) (C) (D)
- 16). (A) (B) (C) (D) 21). (A) (B) (C) (D)
- 17). (A) (B) (C) (D) 22). (A) (B) (C) (D)
- 18). (A) (B) (C) (D) 23). (A) (B) (C) (D)
- 19). (A) (B) (C) (D) 24). (A) (B) (C) (D)
- 20). (A) (B) (C) (D) 25). (A) (B) (C) (D)



About the Creators:

Bobby Bedi:

Bobby Bedi, co-creator of the Journeyman Study Guide, calls the Pacific Northwest home, where he has built an extensive career spanning more than two decades. His diverse background, which includes architecture, digital innovation, and industrial marketing, has given him a unique ability to bridge traditional industries with cutting-edge digital solutions. Bobby has worked across a spectrum of industries, from agile startups to publicly traded companies and educational platforms, bringing a depth of experience that has been crucial to the platform's success.

Bobby's precision and problem-solving skills, refined through his years in architecture, have seamlessly transitioned into his work in digital marketing and technology. Since 2006, Bobby has been at the forefront of digital innovation, applying his expertise to transform trade education. He has been instrumental in developing cutting-edge, user-friendly platforms that make learning accessible across the globe, combining technology with education to create impactful online experiences.

As co-creator of the platform, Bobby also plays a key role in the industrial sector, where he helps companies scale by leveraging his expertise in digital marketing and business strategy. His dedication to making education affordable and impactful has driven the growth of the Journeyman Study Guide, ensuring that individuals at every stage of their careers have access to quality learning tools.

Kris McFarlane:

Kris McFarlane, co-creator of the Journeyman Study Guide, has over two decades of experience in business development, education, and the trades. Based in the Pacific Northwest, Kris has worked with a range of organizations—from agile startups to publicly traded companies—driving business growth and developing successful strategies across industries. His expertise in scaling businesses and creating educational platforms has been key to the guide's reach and effectiveness.

Kris's deep roots in the trades and industrial sector, paired with his extensive experience in business development, give him a unique ability to understand both the practical and strategic needs of companies and individuals. His leadership and ability to mentor others have helped shape the platform, making it a go-to resource for tradespeople seeking career advancement and certification.

Having struggled with traditional education early in life, Kris understands the importance of making learning accessible for everyone. His passion for empowering others, especially those who feel underserved by conventional education systems, is reflected in every aspect of the Journeyman Study Guide. Kris's work is driven by a commitment to helping aspiring tradespeople succeed in their careers through affordable, practical, and accessible learning resources.

Work with the Creators

As co-creators of the Journeyman Study Guide, Bobby Bedi and Kris McFarlane draw from extensive experience working with agile startups, publicly traded companies, and education platforms. Their combined expertise has shaped a platform that empowers businesses and individuals alike. To learn more or explore opportunities with the *Unity Crest Solutions team*, visit UnityCrestSolutions.com, where they continue to help organizations and people succeed.



About Unity Crest Solutions

At *Unity Crest Solutions*, our mission is clear: *Unite, Educate, and Innovate*. We stand at the forefront of *technological* and *educational* innovation, solving global business challenges with strategic, cutting-edge solutions. Founded on the core principles of *accessibility, efficiency, and continuous improvement*, Unity Crest has become a driving force in transforming industries and empowering organizations across diverse sectors.

Our team of visionary leaders—experts in *AI development, offshoring strategies, and comprehensive marketing*—is committed to delivering *tangible results* that boost progress and profitability. We specialize in *workforce empowerment*, offering tailored solutions to equip professionals and organizations with the tools they need to thrive in today's fast-paced global marketplace.

Unite, Educate, and Innovate

At Unity Crest, we believe in the power of *unity and education* to drive innovation. By bringing together *teams, technology, and knowledge*, we empower our clients to seize new opportunities and foster long-term growth.

Our Expertise Includes:

- *AI Development & Integration*: Leverage artificial intelligence to optimize your operations, enhance decision-making, and gain a long-lasting competitive edge.
- *Offshoring Strategy*: Seamlessly integrate global talent into your business model to boost efficiency, lower operational costs, and improve flexibility.
- *SAP Implementation*: Streamline and enhance your business processes with seamless SAP integration, ensuring better decision-making and operational transparency.
- *Comprehensive Marketing Solutions*: From data-driven marketing strategies to full-scale execution, we amplify your brand's presence and drive measurable results.
- *Adult Education Programs*: Equip your workforce with the skills they need to excel, using customized, impactful training programs tailored to your specific business needs.
- *Business Process Outsourcing*: Delegate key business functions to our expert teams, allowing you to focus on strategic growth while improving overall operational efficiency.

Global Reach, Local Expertise

With offices in *North America* and *South Asia*, Unity Crest Solutions provides localized solutions with a *global mindset*. Whether you're streamlining operations or scaling your business, we have the expertise to meet your needs.

Let's Work Together

Ready to *unite* your resources, *educate* your workforce, and *innovate* for the future? Visit UnityCrestSolutions.com to learn more and start a conversation about your path to success.



Disclaimer

At *Journeyman Study Guide*, we're committed to helping you succeed in your trade, but there are a few key points to understand before using our resources. This guide is designed to *supplement* your exam preparation and does not replace the *official study materials* provided by your state's licensing board, trade union, or other certifying bodies. While we've aligned our content with general U.S. trade standards, it's important to recognize that *certification requirements vary by state*, and specific regulations may differ based on your jurisdiction.

The questions, answers, and explanations provided are intended to help you gain a broader understanding of trade concepts and common exam formats. However, these materials are *general study aids* and do not guarantee a passing score on any official certification exam. Your success depends on factors such as your *practical experience*, *study habits*, and use of official resources from your state or certifying body. For best results, we recommend using this guide alongside the most current materials issued by your local authorities.

Journeyman Study Guide and *Unity Crest Solutions Inc.* are not responsible for any inaccuracies, updates, or changes in exam content, regulations, or certification processes that may occur after publication. It is your responsibility to stay informed of any updates or changes to your trade's certification process. Always refer to your state's *regulatory board*, *trade union*, or *official exam providers* for the most accurate and up-to-date information.

This guide is intended for *educational purposes only* and is not a substitute for formal trade education, apprenticeship programs, or other accredited training. *Hands-on experience* and *formal training* are essential components of trade certification, and this guide is meant to complement—not replace—those elements.

By using this guide, you acknowledge that *Journeyman Study Guide*, *Unity Crest Solutions Inc.*, its *employees*, *partners*, and *affiliates* provide study aids and practice materials only and cannot guarantee exam results, certification, or employment. *Journeyman Study Guide*, *Unity Crest Solutions Inc.*, and the authors are not responsible for any outcomes related to your licensing, certification, or employment based on your use of this guide. The content within this guide is provided "*as is*" without warranties, either express or implied.

Indemnification

By using this guide, you agree to indemnify and hold harmless *Journeyman Study Guide*, *Unity Crest Solutions Inc.*, its *employees*, *partners*, *authors*, and *affiliates* from any claims, damages, liabilities, or expenses, including legal fees, arising from your use of this guide or your reliance on its content.

All content in this guide, including questions, answers, and explanations, is the *intellectual property* of *Journeyman Study Guide* and *Unity Crest Solutions Inc.* Unauthorized reproduction or distribution of this material without consent is prohibited and may result in legal action.

We're here to support your journey toward becoming a certified tradesperson. However, your success ultimately depends on your own effort, practical experience, and thorough preparation with official resources.



Unlock Your Potential With the Journeyman Study Guide

Embark on a journey to excellence in your trade with the Journeyman Study Guide, an essential resource for aspiring tradespeople. This guide is meticulously crafted to provide you with the knowledge and skills required to succeed on the Journeyman exam. Whether you're a seasoned professional or new to the field, this guide offers valuable insights to enhance your understanding and boost your confidence.

What's Inside:

- **Detailed Overviews** of potential exam formats and key concepts.
- **Practical Tips** for effective study habits and exam strategies.
- **Practice Questions** to test your knowledge and sharpen your skills.

Tailored to Your Needs:

Our guide is specifically designed for a variety of trades across all Canadian provinces, ensuring you receive the most relevant and comprehensive information possible.

Testimonials:

"As an apprentice, the Journeyman Study Guide made complex topics manageable, boosting my confidence, income and career." - Emily Tran, Apprentice Carpenter

"Adapting to Canadian standards was really hard, but the guide bridged the gap between my previous experiences and Canadian requirements." - Ahmed Al-Sayed, Plumber, originally from Egypt

"As an instructor, I find the Journeyman Study Guide aligns well with the curriculum and significantly aids my students." - Derek Smith, Welding Instructor

A Companion, Not a Substitute:

Remember, the Journeyman Study Guide is a tool to complement your study regimen. For optimal results, use this guide in conjunction with the latest official materials issued by government authorities.


Are You Ready to Take the Next Step?

With the Journeyman Study Guide in hand, you are well-equipped to tackle the challenges of the exam and step confidently into your career as a certified tradesperson.

Join thousands of successful tradespeople who have advanced their careers with our guide.

Your journey to becoming Journeyman certified starts here!

Visit us at JourneymanStudyGuide.com today.



**UNITY
CREST
SOLUTIONS INC.**
UnityCrestSolutions.com