


**LIMITED PRE-REMEDICATION INVESTIGATION
FOR INDOOR ENVIRONMENTAL QUALITY
OF**

LAKECREST BIBLE BAPTIST CHURCH
1709 SOCONY STREET
AUGUSTA, KANSAS 67010



PREPARED FOR
MR. MIKE EASTRIDGE
LAKECREST BIBLE BAPTIST CHURCH
1709 SOCONY STREET
AUGUSTA, KANSAS 67010

PERFORMED BY
AMERICAN METROPOLITAN ENVIRONMENTAL, INC.
2713 W. ESTHNER AVENUE
WICHITA, KS 67213


Table of Contents

1.0 – EXECUTIVE SUMMARY1
 1.1 – Background Information.....1
 1.2 – Investigation Summary.....2
2.0 – INVESTIGATION DETAILS2
 2.1 – Building Description2
 2.2 – Exterior Observations.....2
 2.3 – Interior Observations.....2
3.0 – RELATIVE HUMIDITY5
4.0 – MOULD / FUNGI.....5
5.0 – PERMISSIBLE EXPOSURE LIMITS (PEL) FOR BIOLOGICAL AGENTS7
6.0 – CONCLUSIONS.....7
7.0 – CONTAINMENT LEVELS AS DEFINED BY EPA (Document 402-K-01-001, September 2008)8
8.0 – GENERAL REMEDIATION GUIDELINES8
9.0 – POST-REMEDICATION EVALUATION10
10.0 – LIMITATIONS10

APPENDIX A: Photographs
APPENDIX B: Certificates

Liability of Consultant

During the course of this evaluation, American Metropolitan Environmental, Inc., relied upon certain information provided by the Client, along with information gathered as a result of the inspections, surveys, the results of the study of the site, information gathered during the inspection by instrumentation, conversations with knowledgeable individuals associated with the subject site, the reports of analyses of samples obtained during the inspections, and the experiences of the investigator. AMEI shall not be held liable for the failure to discover any environmental condition which could not reasonably have been discovered through the use of the inspection means and processes employed by them, and contracted for by the Client. In no event shall AMEI be held liable for the performance of nonperformance of its duties to the Client for an amount of damages in excess of AMEI fees. Our liability, if any, shall be actual damages only, and shall not include any incidental or consequential damages. AMEI does not make any representations, expressed or implied, other than those contained in this report. AMEI does not agree to warrant that the subject property is free of all environmental problems, conditions or hazards.



American Metropolitan Environmental, Inc.

www.AmericanMetro.net

Nationwide Environmental Consulting Services Since 1995

July 26, 2017

Mr. Mike Eastridge
Lakecrest Bible Baptist Church
1709 Socony Street
Augusta, Kansas 67010

RE: Limited Pre-remediation Indoor Environmental Quality (IEQ) investigation of Lakecrest Bible Baptist Church, 1709 Socony Street, Augusta, K

Dear Mr. Eastridge,

Per your request, a limited pre-remediation visual investigation was conducted on July 20, 2017 for the purpose of identifying possible indoor environmental quality issues such as areas of fungal growth, sources of moisture accumulation, water intrusion, etc. impacting the property at the above referenced location. No samples were collected at the property during the investigation for the purpose of microbial identification.

The investigation included a visual inspection of specified, accessible areas within the interior and exterior of the referenced property, and was conducted during normal daily activity. All observations and findings pertain to the day(s) on which the site's conditions were observed.

1.0 – EXECUTIVE SUMMARY

1.1 – Background Information

An initial, background investigation was conducted, consisting of discussions with Mr. Eastridge prior to, and during, the IEQ investigation to obtain a comprehensive building history. At the time of the investigation it was disclosed by the client that the 1950's constructed church building's basement was affected by water intrusion during heavy rainfall event. The water intrusion occurred through an exit door threshold (in the southeast corner of the basement) due to a blocked drain located at the foot of a stairwell that leads to the exterior.

It was disclosed that the water intrusion affected sheetrock/drywall along the south end of the basement's fellowship hall. The sheetrock/drywall was removed and discarded and the wall studs cleaned.

It was disclosed that the return air system for the basement area is located below grade along the west side of the fellowship hall. At times the return air system is affected with groundwater and concerns of the water intrusion were disclosed.

It was disclosed that some church members communicated concerns that there appears to be a problem due to the observance of musty odors due to possible microbial/fungal growth. Concerns regarding the microbial/fungal growth may be affecting the indoor air quality were declared at the time of the inspection.

Consequently, based on the concerns an indoor environmental quality inspection was requested to determine if microbial/fungal growth has proliferated and submit recommendations for the remediation protocol based on findings.

1.2 – Investigation Summary

The limited visual pre-remediation investigation was conducted on July 20, 2017, for the purpose of identifying water impacted / mould contaminated building materials. It is important to note that a thorough investigation of the entire property by AMEI was not requested by the client. The information and recommendations provided in this report pertain only to the areas that were examined.

The inspection of the fellowship hall in the basement affected by the water intrusion identified no elevated moisture affecting the wall studs or the bottom at the time of the inspection. However, minimal visible microbial/fungal growth was observed affecting the surfaces of a few wall studs.

The inspection of the fellowship hall identified the return air ductwork system below grade to be affected with ponding water. The water in the return air system has the potential to create musty odors and in all probability elevate the relative humidity within the living space.

The inspection of the north wall in the stairwell near the ceiling identified minimal visible microbial/fungal growth affecting the concrete block wall surfaces near the ceiling. It is my belief the microbial/fungal growth is the result of thermal bridging. [Condensed findings – expand details in 2.0 Investigation.]

2.0 – INVESTIGATION DETAILS

The investigation included a site walk-through inspection of the specified, accessible interior surface areas. Observations and findings pertain to the day(s) on which the site conditions were observed. Specific observations of areas examined during the course of this inspection are detailed in the following sections:

2.1 – Building Description

The property is a church building is constructed of over a basement design.


2.2 – Exterior Observations

Inspection of the exterior was part of the scope of work.

2.3 – Interior Observations


Main Level – Hallway/Foyer

- During the inspection of the foyer identified that the sheetrock/drywall ceiling to be affected with visible moisture damage from a past rook leak. The inspection identified the sheetrock/drywall no visible microbial/fungal growth.



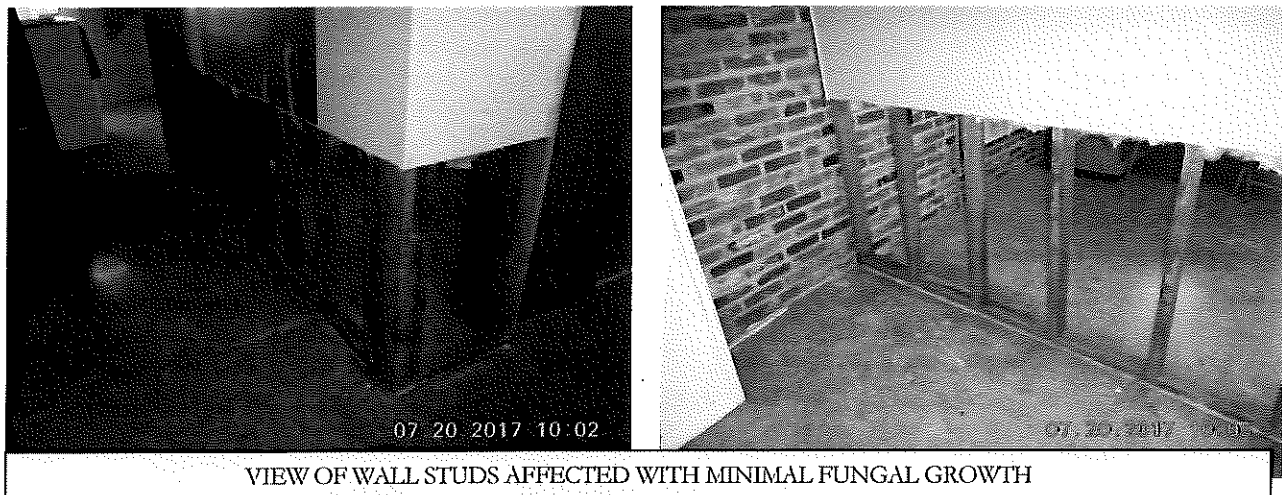
Stairwell – North Perimeter Wall

- During the inspection of the stairwell, it was observed that the painted concrete block wall near the ceiling is affected with minimal microbial/fungal growth.
- It is my belief that the microbial/fungal growth is the result of condensation due to a phenomenon called thermal bridging.
 - o Thermal bridges are weaknesses within a building's structure where heat and/or cold is transferred at a substantially higher rate than through the surrounding envelope area.
 - o There are basically two types of this phenomenon:
 - geometric thermal bridges where part of the structure projects through the building envelope.
 - material thermal bridges where materials with different conductivity are used in combination.
 - Interior surface temperatures of the perimeter walls can drop well below the dew point. This leads to condensation, deteriorates plaster and paintwork and is an ideal condition for microbial/fungal growth. (Source - National Institute of Building Sciences)



Basement - Fellowship Hall

- During the inspection of the fellowship hall, it was observed that the sheetrock/drywall on walls in the south end to have been removed prior to this inspection.
- The inspection observed surfaces of various exposed wall studs to be affected minimal microbial/fungal growth.
- The inspection of the return air system (located below grade) along the west end of the room to be affected with visible ponding water at the time of the inspection from groundwater.
- Located within the return air system towards the south end are wood framing to most likely installed in order to support the concrete floor during installation of the concrete for the floor. The wood framing was observed to be affected with visible wood decay fungi and microbial/fungal growth due repeated exposure to water.
- With the use of the Protimeter MMS-2 (±) approximate readings of 8.8%WME to 13.9%WME (*) were measured in the accessible surfaces of building materials, which indicated that surfaces of the wall studs were dry at the time of the investigation.






VIEW OF RETURN AIR SYSTEM BELOW GRADE AFFECTED WITH PONDING WATER



VIEW OF RETURN AIR SYSTEM AFFECTED WITH PONDING WATER



VIEW OF FUNGAL GROWTH AND WOOD ROT ON WOOD SUPPORTS WITHIN THE RETURN AIR SYSTEM

(*) Percentage Wood Moisture Equivalent (%WME) is the term utilized by Protimeter® MMS-2* Relative Humidity/Dew Point/Temperature Monitor, and is defined as the moisture level in any building material as if it were in close contact, and in moisture equilibrium, with wood. It is expressed as percent moisture content (%MC) of wood. Essentially, WME is the expression of moisture present in a building material – at levels of 8% to 16.9% the majority of building materials are determined to be “dry”. At levels of 17% to 19.9%, most building materials are “at risk” for moisture accumulation, and at levels greater than 20%, most building materials are determined to be “wet”. (*Diagnosing Damp*, Burkinshaw & Parrett, 2006, page 76)

(‡) Equipment descriptions:

The GE Protimeter MMS II Moisture Measurement System the Protimeter MMS-2, is a 4-in-1 instrument, ergonomically designed for easy one-handed operation in measuring moisture in materials in buildings and related structures. It can measure surface moisture and moisture below a surface, as well as acting as a hygrometer to measure ambient air humidity. The addition of an infra-red thermometer allows the difference between dew point and surface temperature to be calculated, as well as a wide range of other important psychrometric parameters. The new instrument assess building moisture levels during new build and refurbishing activities and assist in the diagnoses of moisture-related problems in existing buildings.



The Delmhorst model HT-3000 is a portable, battery-powered meter for the measurement of ambient temperature, relative humidity, and through calculation, dew point and absolute humidity (grains per pound). The display can be read in either degrees Fahrenheit (°F) or degrees Celsius (°C).



The investigation was also performed using the Flir® ThermaCam i7 infrared camera. The ThermaCam i7 infrared camera is a non-invasive means of monitoring and diagnosing the condition of buildings or homes - providing immediate high-resolution thermal imagery, revealing potential structural and moisture issues, energy efficiency and even rodent or pest discovery.



It is highly recommended by American Metropolitan Environmental, Inc., that if any fungi contaminated and/or water damaged building materials are identified, the affected building materials should be cleaned and/or removed by trained, professional remediators as soon as possible, incorporating industry recognized “state of the art” remediation and/or cleaning methods according to the IICRC S520 Standards and applicable US EPA Recommendations. All procedures should be conducted while incorporating appropriate personal protection equipment (PPE) and containment protocols.

3.0 – RELATIVE HUMIDITY

Using the Protimeter MMS-2 (‡) or Delmhorst model HT-3000 (‡), the relative humidity (Rh) levels inside the referenced location averaged 61.2% while the outdoor average was approximately 45%. At the time of the inspection, the relative humidity levels in the referenced location were not within currently recognized concentrations according to the American Society of Heating, Refrigeration, and Air Conditioning Engineers (ASHRAE) Standard 55, *Thermal Environmental Conditions for Human Occupancy*.

There is considerable debate among researchers, IAQ professionals, and health professionals concerning recommended levels of relative humidity. In general, the range of humidity levels recommended from ASHRAE Standard 55 is 30% to 50%. Relative humidity levels below 30% may produce discomfort from dryness, whereas levels above 62% have been documented to produce environments ideal for the proliferation of fungi on surfaces.

4.0 – MOULD / FUNGI

A damp environment in a building promotes the proliferation of mould. There are three (3) key elements that constitute favorable conditions for the colonization of mould and fungus (microbial organisms); nutrients, moisture, and temperature. Uniquely enough, when it comes to temperature, some mould (fungi) species can even grow on ice. Moulds are most commonly found outdoors on decaying plants. However, when mould spores are introduced into an indoor environment, it can grow rapidly under the proper conditions, if the three key elements are present.

Trying to determine a timeline of the fungal growth in a building or residence can be difficult. However, it is acknowledged and documented that fungal growth can occur in a building or residence over surface(s) rapidly, in as short a time as two to three days, in some conditions. The appearance of fungus genera/species varies widely based upon the type of the fungi, the substrate (paper, wood, cloth), and moisture conditions. If the three key elements (nutrients, moisture, and temperature) are or have been present in a building or residence for months or years, the probability that fungal growth has appeared unexpectedly as a sudden and brand-new fungal colony is rather low.

Evidence of rotted wood components such as flooring, OSB/plywood sheathing, framing, floor joists, sill plates, or wall studs, can be associated with very long-term water intrusion and dampness. While water intrusion can occur suddenly and can be extreme (flooding, burst pipes, etc.), the conditions produced by a first- and one-time event will typically not include rotted components, even if discovered during an inspection weeks or months after the event. Rotted components from a single event leak may be present if the building or residence has remained wet for more than a month or two, but that

condition can usually be distinguished from prolonged water exposure, recurring water exposure, etc., by visual observation and experience.

Indoor nutrient sources for mould growth can be any organic material provided by a flood or sewer backup, cellulose based materials present in the building such as carpet backing, linoleum backing, drywall paper, drop ceiling tiles, or the build-up of plant and/or animal debris on inorganic surfaces. Skin cell fragments are a significant food and colonizing source in office buildings and private homes, where high occupancy exists or adequate housekeeping is not performed.

Moisture sources in buildings occur most commonly as water leaks, sewer leaks, moisture intrusion through walls and foundations, or as condensation in HVAC systems (EPA, *Biological Pollutants in Your Home*, 1997). Conditions under which indoor mould growth can occur include:

- Historical flooding without proper cleanup
- Moisture intrusion occurring through sub-flooring or walls
- Rainfall entering through leaky roofs
- Plumbing or water line leaks
- Toilet overflow or sewer backups
- Moisture condensation within HVAC systems
- Persistent elevated relative humidity above 62%
- Inadequate housekeeping

Moulds colonize most readily when air disturbance is minimal. For this reason, mould colonization occurs most frequently in closed or concealed spaces such as closets, storerooms, basements, and refrigeration units, or on the back or underside surface of furniture. Fungi can cause the discoloration of materials, odor problems, deterioration of building materials, and lead to allergic reactions in susceptible individuals.

Due to the abundant diversity of microorganisms found in the environment, and the influence of normal humidity and temperature conditions, the concentrations of bioaerosols vary significantly from region to region. Generally speaking, the indoor air flora should be quantitatively lower than, but qualitatively similar (genus or species) to that of outdoor air.

“Exceptions are enclosed agricultural and other specialized environments (where indoor fungal concentrations may be much higher). Outdoor concentrations may exceed those measured indoors even where indoor fungal growth is obvious. If outdoor fungal concentrations are very high, indoor/outdoor concentration ratios for total fungi may be low, even in the presence of significant indoor growth. On the other hand, outdoor fungal concentrations may be reduced during times of snow cover or other conditions that suppress the release of fungal spores from outdoor sources, at which times, indoor measurements may be higher than those outdoors, even in the absence of significant indoor sources.

Finally, if the variability of the data is high (which is common), extensive sampling may be required to establish that two locations differ. The species of fungi found in indoor and outdoor air typically are similar if outdoor air is the primary source for fungi in indoor air. Comparisons of the species compositions of indoor and outdoor populations require accurate identification of fungal species, not simply identification to the genus level.” (Bioaerosols Assessment and Control, 1999, Section 7.4.2.1)

While fungi are in their growth phase, they emit a number of microbial volatile organic compounds [mVOCs (musty odors)] that can produce irritant reactions. Fungi particles (spore and fragments) primarily cause health problems when they enter the air stream and are inhaled in large numbers. Health effects attributed to mould exposure can range from runny nose, sneezing, and skin rashes, to central nervous system problems including headache, inability to concentrate, and mood changes. (Bioaerosols Assessment and Control, 1999)

Many reasons account for a specific response, including general well-being and health, sensitization, exposure concentrations, and pre-existing conditions, which are some factors to consider. For example, an individual may be sensitized to one or more genera of fungi. This means that a particular individual may respond more acutely to relatively small concentrations of fungi spores or microbe-induced gases (musty odors), than would someone who is not sensitized.

It is recommended that to prevent fungal amplification, secondary damage, and to improve and maintain good indoor environmental quality in the building or residence, remediation of the contents affected by microbial growth should be conducted as soon as possible.

5.0 – PERMISSIBLE EXPOSURE LIMITS (PEL) FOR BIOLOGICAL AGENTS

In the U.S., no federal agency has clear authority to regulate exposure to biological agents associated with Building Related Illnesses (BRI). Countable bioaerosols have no Permissible Exposure Limits (PEL) or Threshold Limit Values (TLV) for the following reasons: the culturable / countable bioaerosols have no single entry; the human response range varies greatly from one individual to the next; it is not possible to collect and evaluate all bioaerosols components using a single sampling method; and the information relating bioaerosols concentrations to health effects is generally insufficient to describe exposure response.

It is important to remember that everyone is exposed to bioaerosols throughout their lives because bioaerosols of one kind or another are ever-present in the indoor and outdoor environment. Above all, exposures to bioaerosols are virtually unavoidable in everyday life, so complete freedom from exposure is an unachievable goal. Nevertheless, health effects to humans from mould or fungi exposure in an indoor environment are documented, and it is a clear consensus, that damp / mould contaminated buildings are not healthy buildings.

6.0 – CONCLUSIONS

To summarize, the visual inspection of the church building identified various issues affecting the interior. The inspection the stairwell identified the painted concrete block surfaces affected with very minimal microbial/fungal growth. The microbial/fungal is the result of what appears to be from a thermal bridge. To prevent a thermal bridge a thermal barrier needs to be installed. However, it is my belief that installing a thermal barrier or break cannot be installed economically due to the building's design.

Therefore, it is recommended and the most likely economical solution at this time, to control the microbial/fungal on the painted concrete block surfaces that maintenance be performed to include the periodic cleaning the affected concrete block surfaces.

The inspection of the fellowship hall located in the basement identified the return air system to be below. As a result, the return air system is repeatedly affected with water intrusion from groundwater. The ponding water in the return air system as the high potential elevating the relative humidity within the living space above the ASHRAE Standard 55 of 30% to 50%. Relative humidity levels above 60% have been documented to produce environments ideal for the proliferation of fungi on surfaces. It is my belief that the musty odors observed in the fellowship hall are most likely generated from the ponding water within the return air system.

Therefore, it is recommended to in my professional to improve the indoor air quality, that the current below grade return air system be abandoned. It is my belief that rerouting the return air system appears to be not an achievable retrofit. It is recommended that a heating and air conditioning contractor be hired to possibly install a ductwork system within the original below grade system.

The inspection of the area within the fellowship hall affected by the water intrusion observed very minimal microbial/fungal growth on various wall studs exposed by the removal of the sheetrock/drywall.

Therefore, it is recommended that the microbial/fungal growth affecting the walls studs and the bottom plate be cleaned by wet wiping with a TSP, soap & water, or other approved detergent solution to remove any residual surface fungal growth, construction debris, settled mould spores

7.0 – CONTAINMENT LEVELS AS DEFINED BY EPA (Document 402-K-01-001, September 2008)

“Please note that [the following remediation recommendations] contain general guidelines. Their purpose is to provide basic information for remediation managers to first assess the extent of the damage, and then to determine whether the remediation should be managed by in-house personnel, or outside professions.”

- **LARGE:** Total surface area affected is greater than 100ft² or potential for increased occupant or remediators’ exposure during remediation is estimated to be significant. Full containment and full PPE is recommended.
- **MEDIUM:** Total surface area affected between 10ft² and 100ft², where a limited containment and limited to full PPE is recommended.
- **SMALL:** Total surface area affected is less than 10ft² where minimum PPE is recommended but no containment is required.

Area:	Level:	Recommendations:
Stairwell	Small	While utilizing applicable recommended remediation procedures as detailed below in Section 8.0 , a containment is not necessary in order to facilitate the following: 1. Clean concrete block surfaces by wet wiping with a TSP, soap & water, or other approved detergent solution to remove any residual surface fungal growth, construction debris, settled mould spores.

Area:	Level:	Recommendations:
Basement Fellowship Hall	Small	While utilizing applicable recommended remediation procedures as detailed below in Section 8.0 , a containment is not necessary in order to facilitate the following: 1. Clean walls studs and bottom plate by wet sanding or wiping with a TSP, soap & water, or other approved detergent solution to remove any residual surface fungal growth, construction debris, settled mould spores. 2. A heating and air conditioning contractor should be hired to possibly install a ductwork system within the original below grade system. At the completion of all remediation procedures, surfaces throughout the work area and/or containment should be final cleaned by HEPA vacuuming and/or by wet wiping with a TSP, soap & water, or other approved detergent solution to remove any residual surface fungal growth, construction debris, settled mould spores, etc.

8.0 – GENERAL REMEDIATION GUIDELINES

Since health effects related to mould exposure are the same even if mould is dead, dormant or living, the removal of contaminations is critical, as opposed to “treating” or “killing” and leaving the mould in place. The action of removal of the microbial growth and spores limits the health risks related to exposure because a dead spore can be just as allergenic as a live

spore. "Treating, fogging, encapsulating or killing" and leaving the contamination in place is neither an acceptable practice nor a currently recognized procedure for competent remediation.

Remediation strategies are based on "how much" not "what color or type" of mould is present, so mould sampling, or "testing", is usually not necessary or even beneficial during a pre-remediation investigation. It is important to state that any time fungi are visible the contaminated areas should be remediated by removal and proper cleaning according to currently recognized guidelines and standards.

It is the opinion of AMEI that in all situations, the underlying cause of water accumulation and/or intrusion must be rectified, or fungal growth will occur / reoccur. It is highly recommended to follow all of the recommendations provided in this report and the general recommendations below that are applicable for each situation:

1. Trained personnel should remove the contaminated building materials. Such persons should receive training on proper clean-up methods, personal protection, and potential health hazards. This training can be performed as part of a program to comply with the requirements of the OSHA Hazard Communication Standard (29 CFR 1910.1200).
2. Respiratory protection using HEPA equipped respirator is mandatory in all applicable situations; in some situations, a minimum N-95 Rated mask can be utilized. PPE which includes gloves, protective disposal clothing, and eye protection shall be worn as well during all remediation, cleaning, and restoration procedures.
3. All moveable "hard" contents within the work area(s) such as wood furniture, lamps, tables, desks, file cabinets, etc. should be HEPA vacuumed and/or wet wiped with a Trisodiumphosphate (TSP), soap & water, or other approved detergent solution to remove the surface fungal growth. Once cleaned, items should be safely dried and stored in a clean, dry environment until the completion of remediation activities.
4. All fungi contaminated building materials such as sheetrock/drywall, paneling, particle board cabinetry, ceiling tiles, wallboard, etc., should be removed, discarded, and eventually replaced with new after post-remediation evaluation(s) have been performed. In all situations continue to remove affected/compromised building materials in at least two (2) feet increments beyond the edge of any visible fungal growth, water damage, wood decay, etc. Any compromised sections of insulation within the exposed wall and/or ceiling cavities should be removed and discarded.
5. Contaminated building materials that cannot be properly cleaned should be removed from the location in sealed plastic bag or at the very minimum, covered and sealed with plastic so that the debris can be properly disposed; currently there are no Federal or Local requirements for the disposal of mould contaminated building materials.
6. All exposed wood surfaces such as plywood, wall studs, bottom plates, floor joists, etc. can be cleaned by utilizing light sanding or by utilizing wire brushes but should be followed up by HEPA vacuuming and or wet wiping with a soap & water, Trisodiumphosphate (TSP), or other approved detergent solution to remove surface fungal growth. But, caution should be used while using these procedures as these techniques have the potential to release mould spores, wood dust, fibers, particle matter, etc. within the containment; plus, the integrity of the wood building material may be compromised depending on the aggressiveness of the method.
7. At the completion of remediation procedures, all exposed surfaces throughout the entire containment should receive a "final" cleaning by HEPA vacuuming and/or wet wiping with a soap & water, TSP, or other approved detergent solution, appropriate for the material, to remove any residual fungal growth, construction debris, settled mould spores, etc.
8. The goal of a remediation project should be the physical removal of microbial growth but if any chemicals, biocides, or antimicrobial cleaning agents are utilized, they should be properly mixed, applied, utilized, etc., according to label directions, the US Federal Insecticide, Fungicide, and Rodenticide Act (FIFRA), and according to ANSI/IICRC S520-2015, Sections 5.8 to 5.8.3.

9.0 – POST-REMEDATION EVALUATION

It is the opinion of American Metropolitan Environmental, Inc. (AMEI) that post-remediation evaluations should be conducted prior to the installation of new building materials with the exception of those building materials which are necessary for the structural integrity, safety, and/or the security of the structure.

According to ANSI/IICRC S520-2015, Section 14.7, it is recommended that the remediator conduct a post-remediation evaluation to determine whether or not the remediation procedures have been completed but it may be requested or required that a Post-Remediation Verification be conducted. If so, it should be performed by an independent Indoor Environmental Professional (IEP) to determine if the structure, HVAC systems, contents, etc. have been returned to Condition 1.

“If the IEP conducting any activity such as assessment or post-remediation verification is not independent from the remediator, they should disclose in writing to the client that they are deviating from the Standard. It is recommended that the criteria and process used in the post-remediation verification be documented.” ANSI/IICRC S520-2015, Section 15.

The collection and analysis of air, surface, and/or bulk samples, for the purpose of microbial identification, can be performed at the request of the client(s) during the Post-Remediation Evaluation and should be conducted by an IEP independent of the remediator.

“It has long been recognized that, based on the application of existing methods to analyze air or dust samples, there are no quantitative, health-based microbial exposure guidelines or thresholds. Sampling data that may be developed during an investigation must be comprehensive and communicated in a form useful to physicians and allied professionals, building occupants and decision-makers.” AIHA, *Position Statement on Mold & Dampness in the Built Environment*, March 2013.

10.0 – LIMITATIONS

American Metropolitan Environmental, Inc. (“Company”) has performed the tasks set forth above in a thorough and professional manner consistent with current recognized industry standards. Company cannot guarantee and does not warrant that this limited assessment has revealed all possible adverse environmental conditions affecting the site.

During the performance of this project, Company performed activities and prepared this report for the exclusive use of the client in evaluating certain environmental issues. Company assumes no obligation to advise you of any changes that may later be brought to the Company’s attention.

The findings provided in this report are limited to the observed conditions, as stated herein, and found to exist at the time and date of the inspection. If no intrusive or destructive activities (i.e., removing fixtures, moving furniture, cutting into wall cavities, etc.) were requested or approved by the client during the inspection, or requested in the client’s scope of services, conditions hidden from observation may be different than represented in the report.

American Metropolitan Environmental, Inc. (“Company”) assumes no liability or responsibility for any damages or expenses of any kind resulting from the failure of the Client, their agent, or contractors hired by the Client, to comply with any Federal, State or local guidelines or regulations, or recognized industry standards, as stated or referenced within Company’s written report, recommendations and or scope of work. If any such claim is brought alleging such failure, and Company is alleged to be at fault in any way, Client will defend and indemnify Company against all damages for all costs and attorney fees incurred by Company to defend against any such claim or action.

American Metropolitan Environmental, Inc. (“Company”) agrees the report is confidential, and its contents will not be disclosed to third parties without the express written or verbal permission from the client(s). This report shall not be duplicated, copied, edited or redistributed without the Company’s express written or verbal consent.

Limited Pre-Remediation IICQ Inspection
Lakecrest Bible Baptist Church
1709 Socony Street
Augusta, Kansas
Page 11 of 11


If you have any questions please feel free to call our office at (316) 942-6323.

Respectfully,



Steven J. Moreland, CIEC
Sr. Vice-President
Council-Certified Indoor Environmental Consultant





American Council for Accredited Certification

hereby certifies that

Steven J. Morelend

has met all the specific standards and qualifications of the re-certification process,
including continued professional development, and is hereby re-certified as a

CIEC

**Council-certified
Indoor Environmental Consultant**

This certificate expires on September 30, 2018.

A handwritten signature in cursive script, appearing to read "Charles F. Wiles".

Charles F. Wiles, Executive Director

0609004

Certificate Number

This certificate remains the property of the American Council for Accredited Certification.